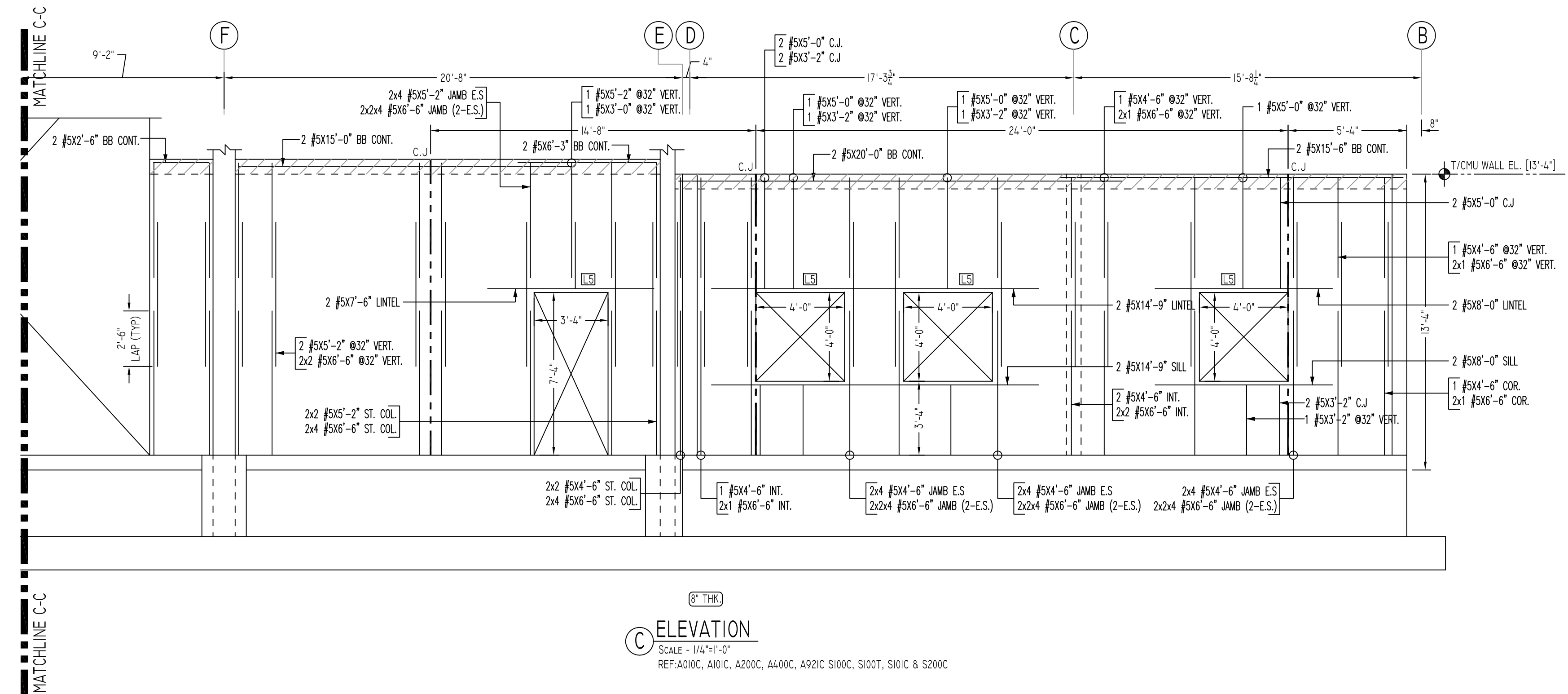


ELEVATION
 SCALE - 1/4" = 1'-0"
 REF: A10C, A10C, A200C, A400C, A92C S100C, S100T, S101C & S200C

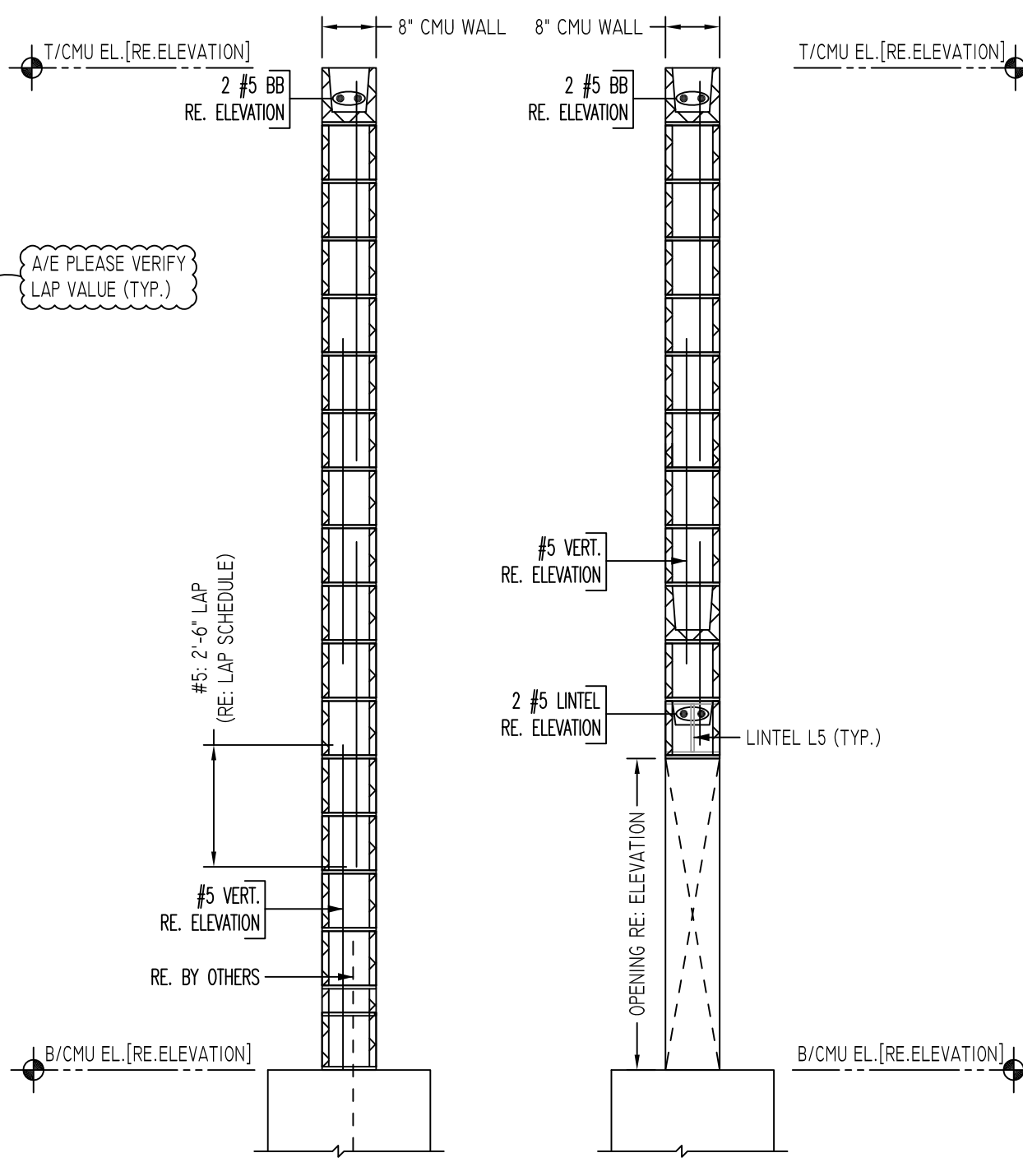


ELEVATION
 SCALE - 1/4" = 1'-0"
 REF: A10C, A10C, A200C, A400C, A92C S100C, S100T, S101C & S200C

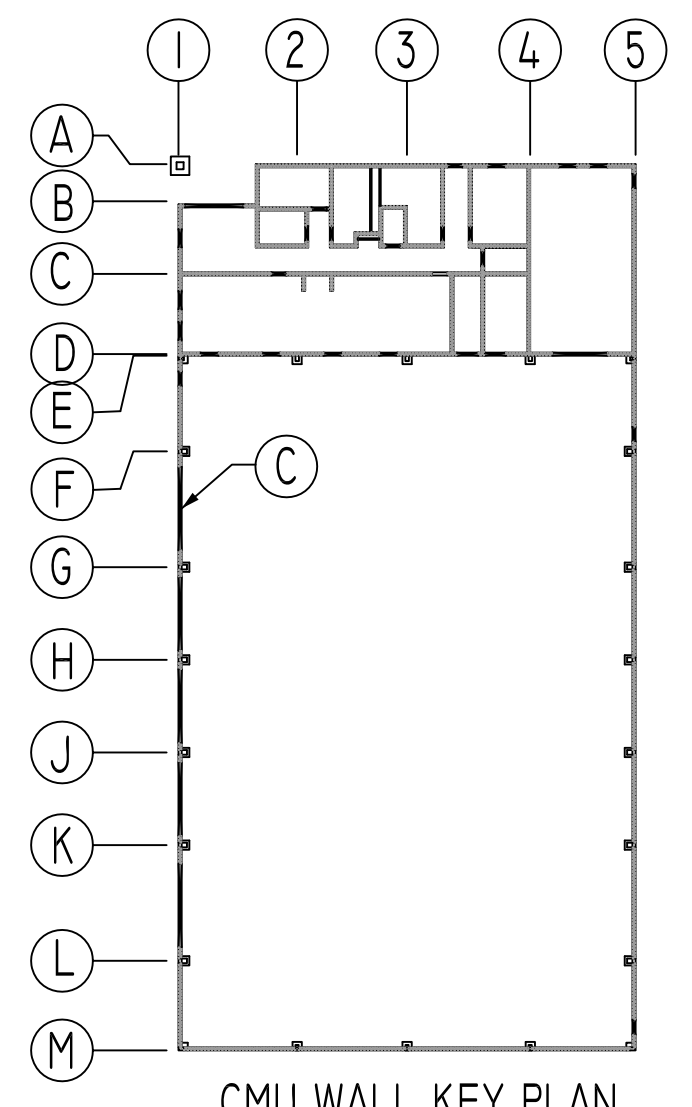
ALL BARS IN THIS DRAWING
 ASTM A615 GRADE 60
 BLACK UNCOATED

LAP SCHEDULE	
SIZE	48" LAP
#3	18"
#4	24"
#5	30"
#6	36"
#7	42"
#8	48"
#9	55"
#10	61"
#11	68"

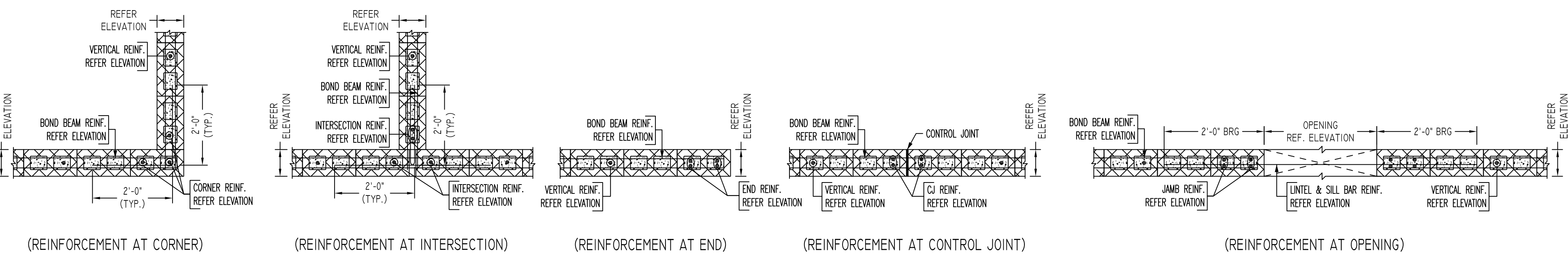
LEGEND	
(Symbol)	NO. OF LOCATION
(Symbol)	NO. OF LIFT
(Symbol)	NO. OF BARS
(Symbol)	NO. OF LIFT (OR) NO. OF LOCATION
(Symbol)	NO. OF BARS



TYPICAL CMU WALL SECTION DETAILS
 SCALE: 1/2" = 1'-0"



CMU WALL KEY PLAN
 SCALE - 1/16" = 1'-0"
 REF: S101C



TYPICAL CMU WALL DETAILS
 SCALE: 1/2" = 1'-0"
 REF: -
 A/E PLEASE VERIFY BAR ARRANGEMENT (TYP.)

TYPICAL VERTICAL BAR LAPPING DETAIL

Abbreviations:
 I.F.=Inside Face
 O.F.=Outside Face
 E.F.=Each Face
 DWL=Dowel
 V=Vertical
 H=Horizontal
 C.B.=Corner Bar
 S.DWL.=Slab Dowel
 E.W.=Each Way
 B/BOT.=Bottom
 T=Top
 MDWL.=Masonry Dowel
 B.B.=Bond Beam
 ALT.=Alternate
 Approx. Approximate

OPNG=Opening
 BAL.=Balance
 BTW.=Between
 C.J.=Construction Joint
 CLR.=CLEARANCE
 CMU.=Concrete Masonry Unit
 CONT.=Continuous
 EA.=Each
 Elev.=Elevation
 EMB.=Embedment
 SW.=Short Way
 LW.=Long Way
 (BL)=Black Bar
 (EP)=Epoxy Bar
 (GA)=Galvanized

NOTICE
 Shortages, improper fabrication or claims for any other reason must be reported to this company within a period of 15 days of delivery. This company reserves the right to field inspect prior to replacement or reconditioning of nonconforming material, and will not honor charges for work done in the field without specific authorization from this company.

REINFORCING STEEL PLACING DRAWINGS ONLY USE IN CONJUNCTION WITH CONTRACT DRAWINGS & SPECIFICATIONS. ELEVATIONS & DIMENSIONS SHOWN ON THIS DRAWING ARE FOR DETAILING PURPOSES ONLY AND SHOULD NOT BE USED FOR CONSTRUCTION UNLESS VERIFIED BY ENGINEER OR CONTRACTOR.

REVISION MARK	REVISION DETAILS	DATE
0	FOR APPROVAL	10/22/2019

PROJECT	LABORER'S INTERNATIONAL UNION OF NORTH AMERICA		
LOCATION	37 DEERFIELD RD., CT 06259		
ARCHITECT	RGB ARCHITECTURE & ENGINEERING		
ENGINEER	RGB ARCHITECTURE & ENGINEERING		
CUSTOMER	ACRANOM MASONRY		
DRAWN BY:	MRS	DATE:	10/22/19
REVIEWED BY:	T/L	DATE:	10/22/19
DRAWING TITLE:	ELEVATIONS & DETAILS		DRAWING NO.: R3