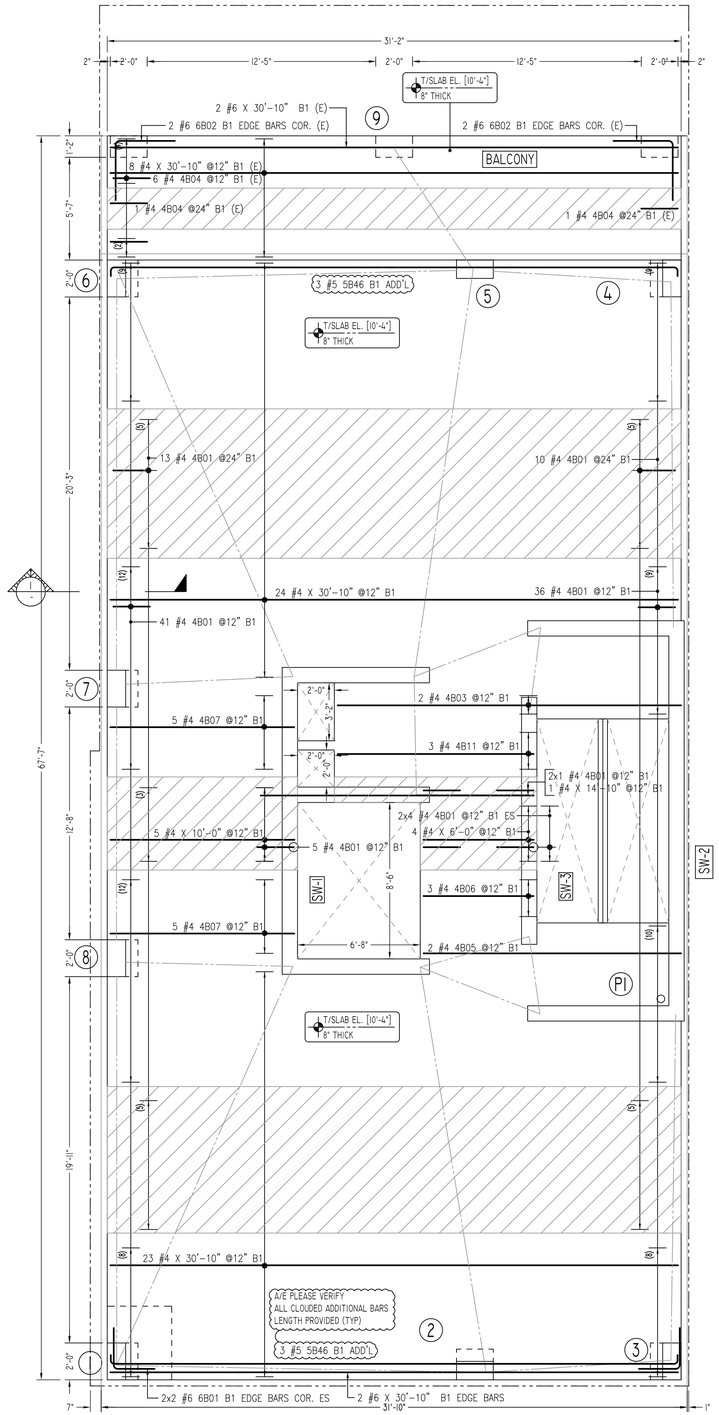

LEGEND

MID STRIP

COLUMN STRIP

BOTTOM BARS @ B1 LAYER

2ND FLOOR SLAB BOTTOM REINFORCEMENT DETAILS

SCALE - 1/4"=1'-0"
REF: F-100.00

A/E PLEASE VERIFY NORTH ANGLE (TYP.)

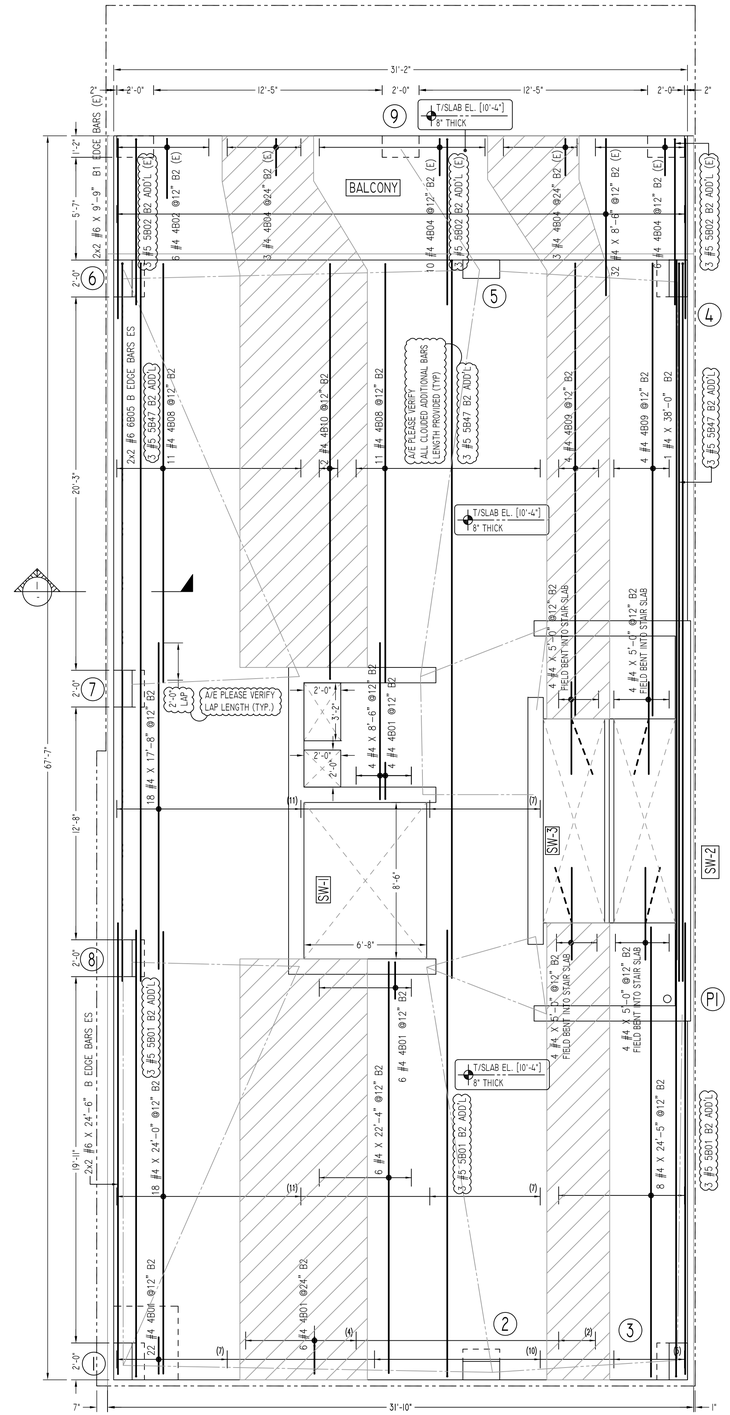

LEGEND

MID STRIP

COLUMN STRIP

BOTTOM BARS @ B2 LAYER

2ND FLOOR SLAB BOTTOM REINFORCEMENT DETAILS

SCALE - 1/4"=1'-0"
REF: F-100.00

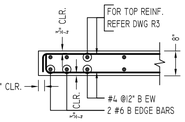

1 SECTION
SCALE - 1/2"=1'-0"
REF:S-102.00

Release Number: R2					BENDING DETAILS											
Bar Mark	Qty	Size	Total Length	Type	'A'	'B'	'C'	'D'	'E'	'F'	'G'	'H'	'J'	'K'	'O'	'R'
4801	153	#4	2'-6"	17		0'-6"	2'-0"									
4803	2	#4	19'-2"	17		0'-6"	18'-8"									
4805	2	#4	14'-8"	17		0'-6"	14'-0"									
4806	3	#4	7'-0"	17		0'-6"	6'-0"	0'-6"								
4807	10	#4	10'-6"	17		0'-6"	10'-0"									
4808	22	#4	23'-3"	17		0'-6"	22'-9"									
4809	8	#4	25'-1"	17		0'-6"	24'-7"									
4810	2	#4	23'-7"	17		0'-6"	22'-7"	0'-6"								
4811	3	#4	11'-8"	17		0'-6"	10'-8"	0'-6"								
5801	9	#5	24'-9"	17		0'-6"	24'-3"									
5846	6	#5	31'-10"	17		0'-6"	30'-10"	0'-6"								
5847	8	#5	39'-4"	17		0'-6"	39'-0"									
6801	4	#6	4'-6"	17		2'-3"	2'-3"									
6805	4	#6	39'-6"	17		0'-6"	39'-0"									
Release Number: R2 (EPOXY COATED BARS)					BENDING DETAILS											
Bar Mark	Qty	Size	Total Length	Type	'A'	'B'	'C'	'D'	'E'	'F'	'G'	'H'	'J'	'K'	'O'	'R'
4802	6	#4	3'-9"	17		0'-6"	3'-3"									
4804	30	#4	2'-6"	17		0'-6"	2'-0"									
5802	9	#5	9'-6"	17		0'-6"	9'-0"									
6802	4	#6	6'-6"	17		3'-3"	3'-3"									

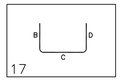

SCHEDULE OF EDGE BARS	
SLAB THICKNESS	*ADDITIONAL EDGE BARS (CONTINUOUS)
UP TO 7"	2-#5 TOP, 2-#5 BOTTOM
7" TO 8"	2-#6 TOP, 2-#6 BOTTOM
8" TO 10"	2-#7 TOP, 2-#7 BOTTOM
10" TO 12"	2-#8 TOP, 2-#8 BOTTOM
OVER 12"	SEE PLANS + DETAILS

* UNLESS HEAVIER BARS ARE SHOWN ON PLANS

LAP SCHEDULE		
SIZE	5000 PSI (BLACK)	
	TOP	OTHERS
#3	1'-4"	1'-0"
#4	1'-8"	1'-1"
#5	2'-0"	1'-7"
#6	2'-9"	2'-1"
#7	4'-5"	3'-5"
#8	5'-6"	4'-3"
#9	6'-8"	5'-1"
#10	7'-10"	6'-0"

LAP SCHEDULE		
SIZE	5000 PSI (EPOXY)	
	TOP	OTHERS
#3	1'-11"	1'-6"
#4	2'-4"	1'-8"
#5	2'-10"	2'-5"
#6	3'-10"	3'-2"
#7	6'-2"	5'-2"
#8	7'-9"	6'-5"
#9	9'-4"	7'-8"
#10	11'-0"	9'-0"

1.5 X LAP

TYPICAL REINFORCING BAR CLEARANCE TABLE	
LOCATION	MIN. COVER
SLAB TOP & BOTTOM	3/4" CLR
SLAB EDGE	2" CLR

ALL BARS IN THIS DRAWING
ASTM A615 GRADE 60 BLACK UNCOATED
EXCEPT (E) MENTIONED ARE EPOXY COATED
ASTM A615 GRADE 60E

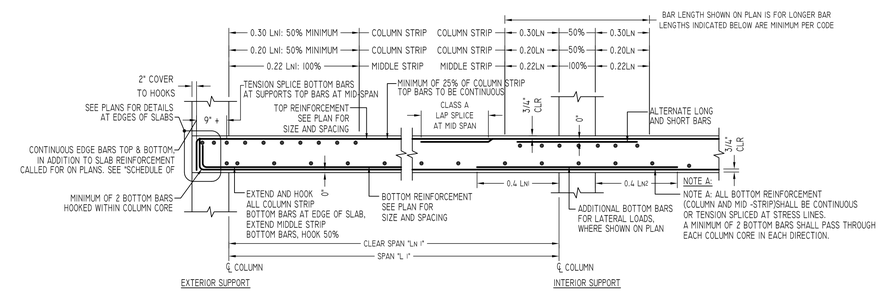

TYPICAL SLAB REINFORCEMENT SECTION DETAILS

REF: S-402.00

A/E PLEASE PROVIDE
INFILL SLAB PLAN & DETAILS

Abbreviations:

I.F.=Inside Face	OPNG=Opening
O.F.=Outside Face	BAL: Balance
E.F.=Each Face	BTW:Between
DWL=Dowel	CJ=Construction Joint
V=Vertical	CLR: CLEARANCE
H=Horizontal	CMU= Concrete Masonry Unit
C.B.=Corner Bar	CONT.=Continuous
S.DWL.=Slab Dowel	EA.=Each
E.W.=Each Way	Elev.=Elevation
B/BOT.=Bottom	EMB=Embedment
T=Top	SW = Short Way
MDWL= Masonry Dowel	LW=Long Way
B.B.=Bond Beam	(BL)=Black Bar
ALT: Alternate	(EP)=Epoxy Bar
Approx: Approximate	(GA)= Galvanized

NOTICE

Shortages, improper fabrication or claims for any other reason must be reported to this company within a period of 15 days of delivery. This company reserves the right to field inspect prior to replacement or reconditioning of nonconforming material, and will not honor charges for work done in the field without specific authorization from this company.

REINFORCING STEEL PLACING DRAWINGS ONLY USE IN CONJUNCTION WITH CONTRACT DRAWINGS & SPECIFICATIONS. ELEVATIONS & DIMENSIONS SHOWN ON THIS DRAWING ARE FOR DETAILING PURPOSES ONLY AND SHOULD NOT BE USED FOR CONSTRUCTION UNLESS VERIFIED BY ENGINEER OR CONTRACTOR.

REVISION MARK	REVISION DETAILS	DATE
0	FOR APPROVAL	01/28/2021

PROJECT	311 FRANKLIN AVENUE
LOCATION	BROOKLYN, NY
ARCHITECT	–
ENGINEER	WEXLER & ASSOCIATES
CUSTOMER	BLUE STONE CONTRACTING

DRAWN BY:	DATE:	REVIEWED BY:	JOB NO.
RAJ/MRS	01/28/21	T/L	21009

DRAWING TITLE : 2ND FLOOR SLAB BOTTOM REINFORCEMENT DETAILS

DRAWING NO. : R2

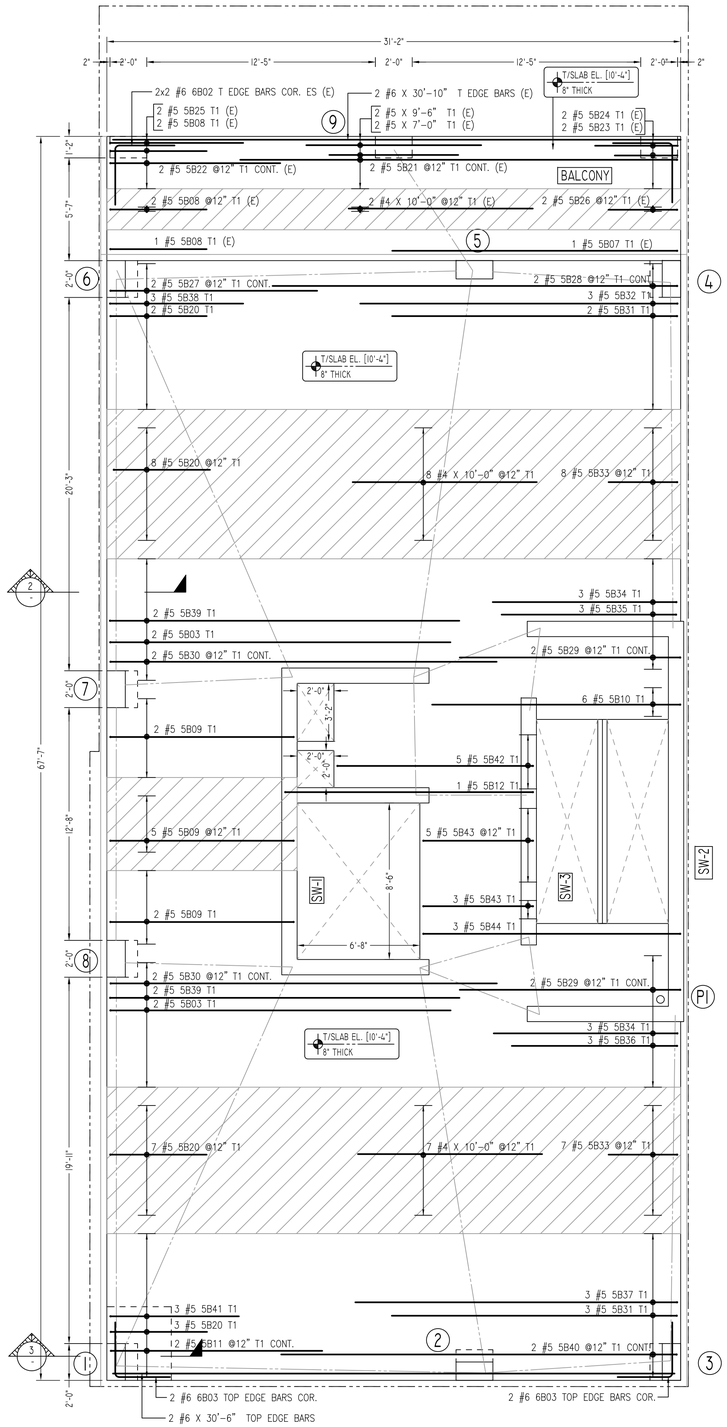

LEGEND

- MID STRIP
- COLUMN STRIP

N

A/E PLEASE VERIFY NORTH ANGLE (TYP.)

TOP BARS @ T1 LAYER

2ND FLOOR SLAB TOP REINFORCEMENT DETAILS

SCALE - 1/4"=1'-0"
REF: F-100.00

T2 T1 B1 B2

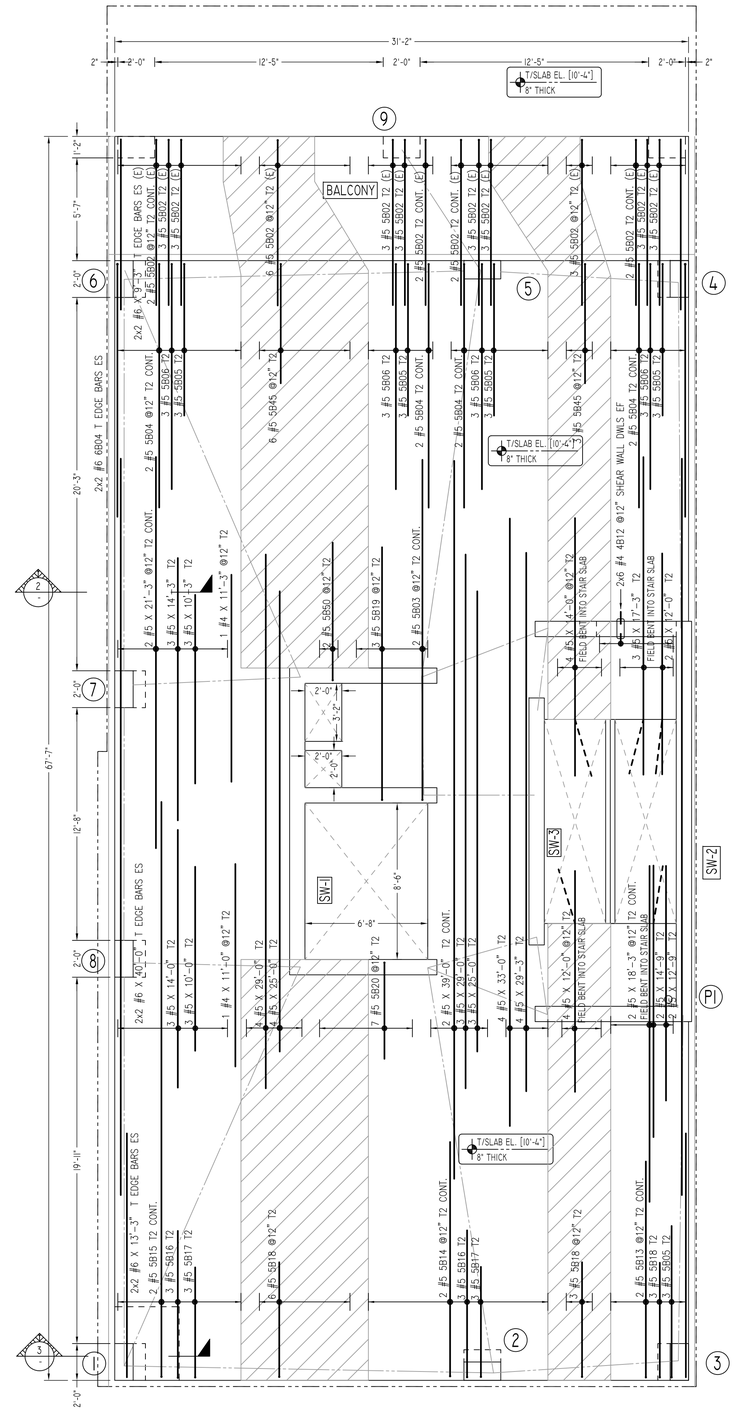
31'-2"
2'-0"
12'-5"
2'-0"
12'-5"
2'-0"
2"
T/SLAB EL. [10'-4"]
8" THICK
BALCONY
2x2 #6 6B04 T EDGE BARS ES
2x2 #6 6B02 T EDGE BARS ES
2x2 #6 X 40'-0" T EDGE BARS ES
2x2 #6 X 13'-3" T EDGE BARS ES
2 #5 5B02 T2 (E)
2 #5 5B02 T2 CONT. (E)
3 #5 5B02 T2 (E)
6 #5 5B02 @12" T2 (E)
2 #5 5B02 T2 CONT.