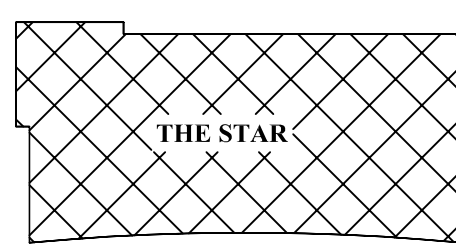
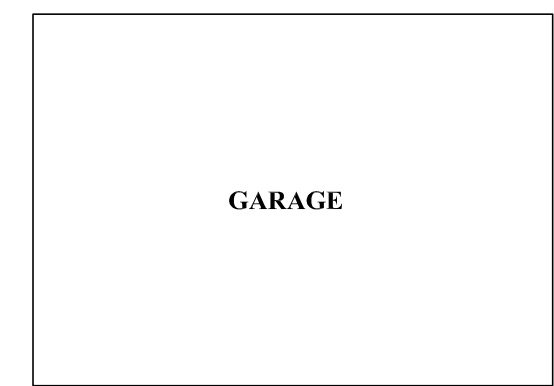


**OFFICE BUILDING COLUMN (LEVEL 4 TO LEVEL 5) LAYOUT**  
 SCALE - 1/8"=1'-0"  
 REF: S2.04



**OVERALL KEY PLAN**  
 SCALE - 1/8"=1'-0"  
 REF: S2.04



COVER DETAILS	
REF:	1/SS.011
TIES	1 1/2" CLR.

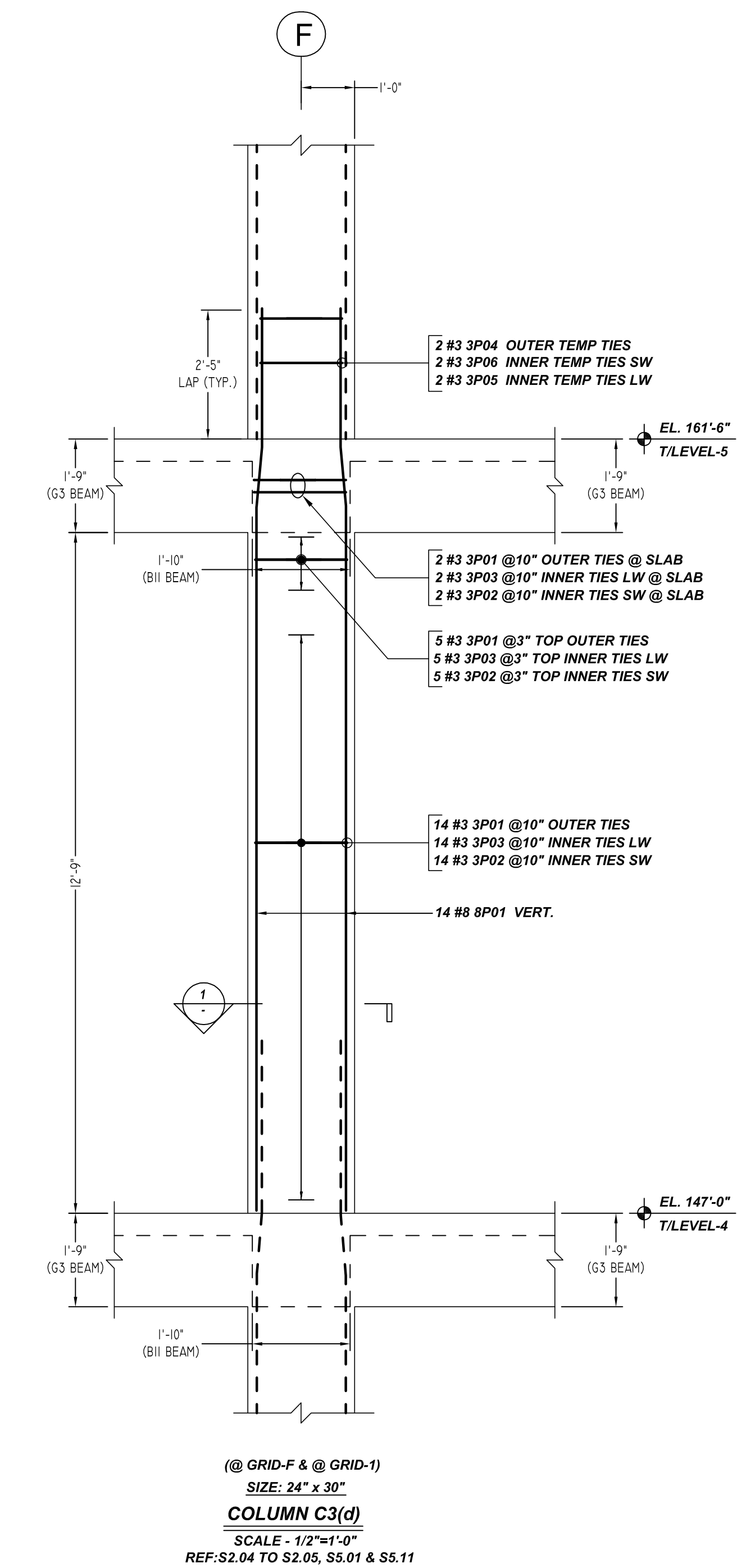
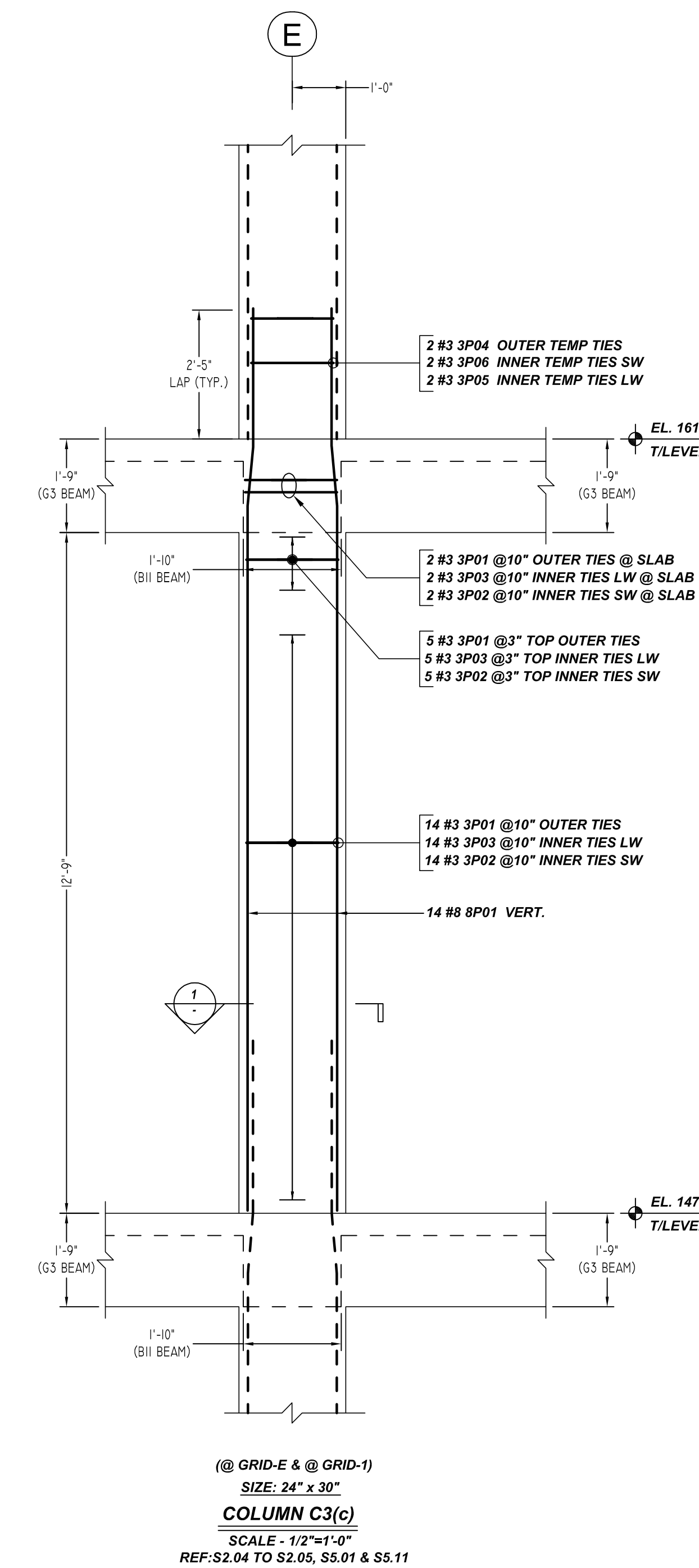
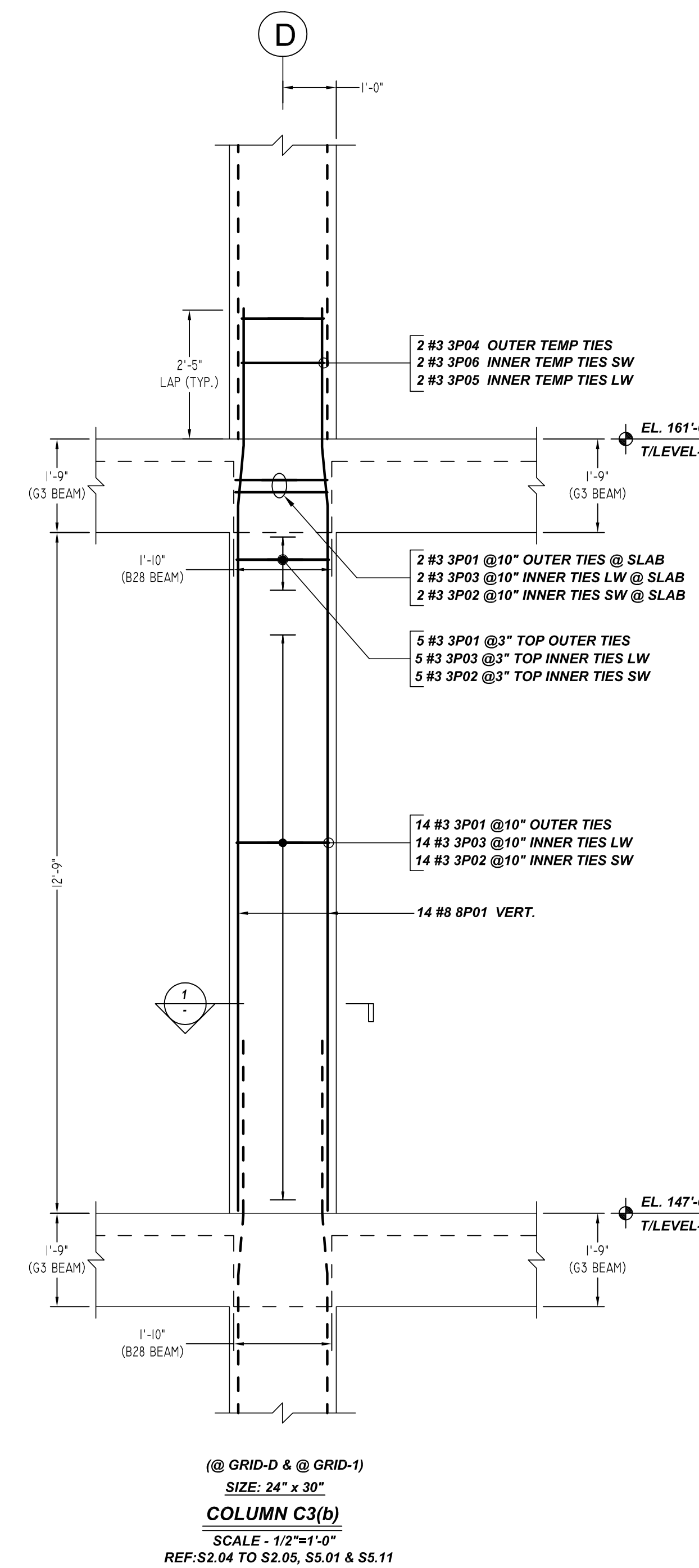
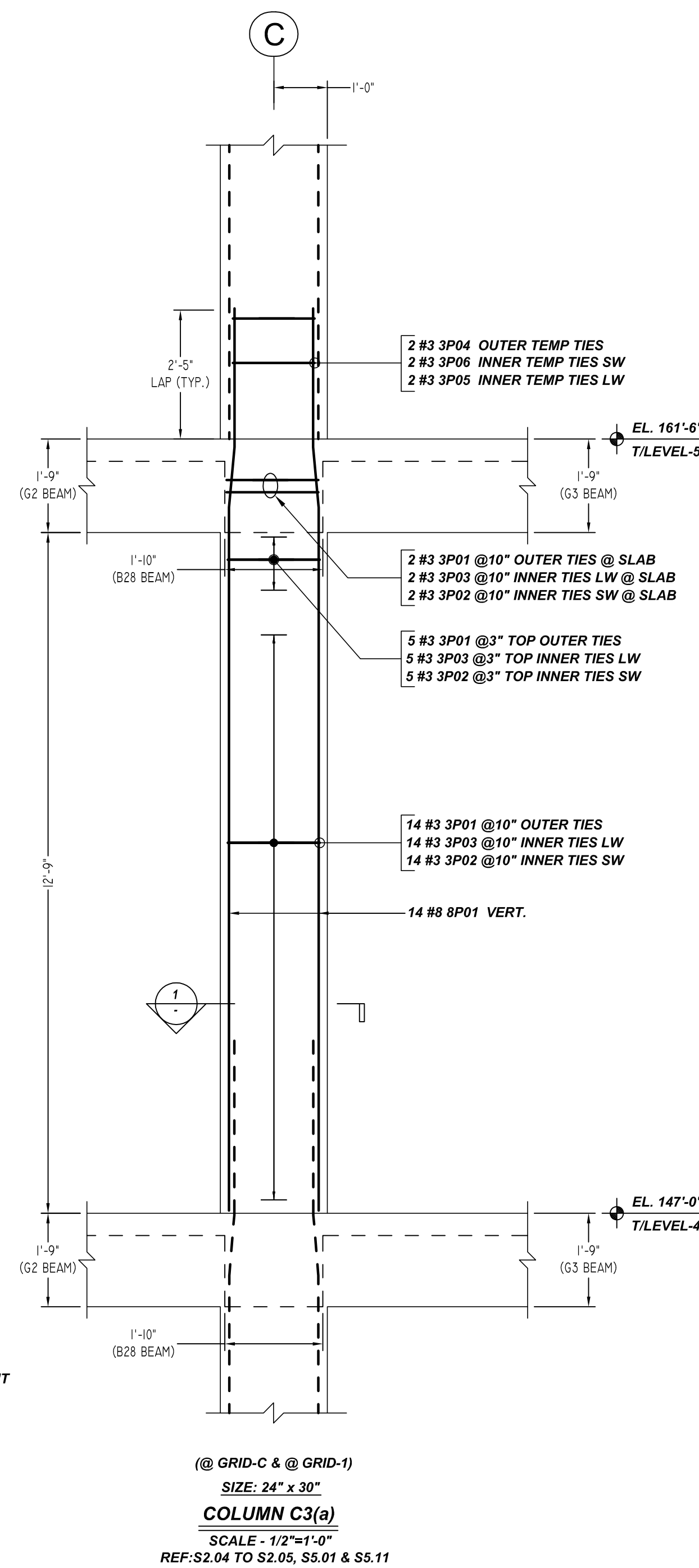
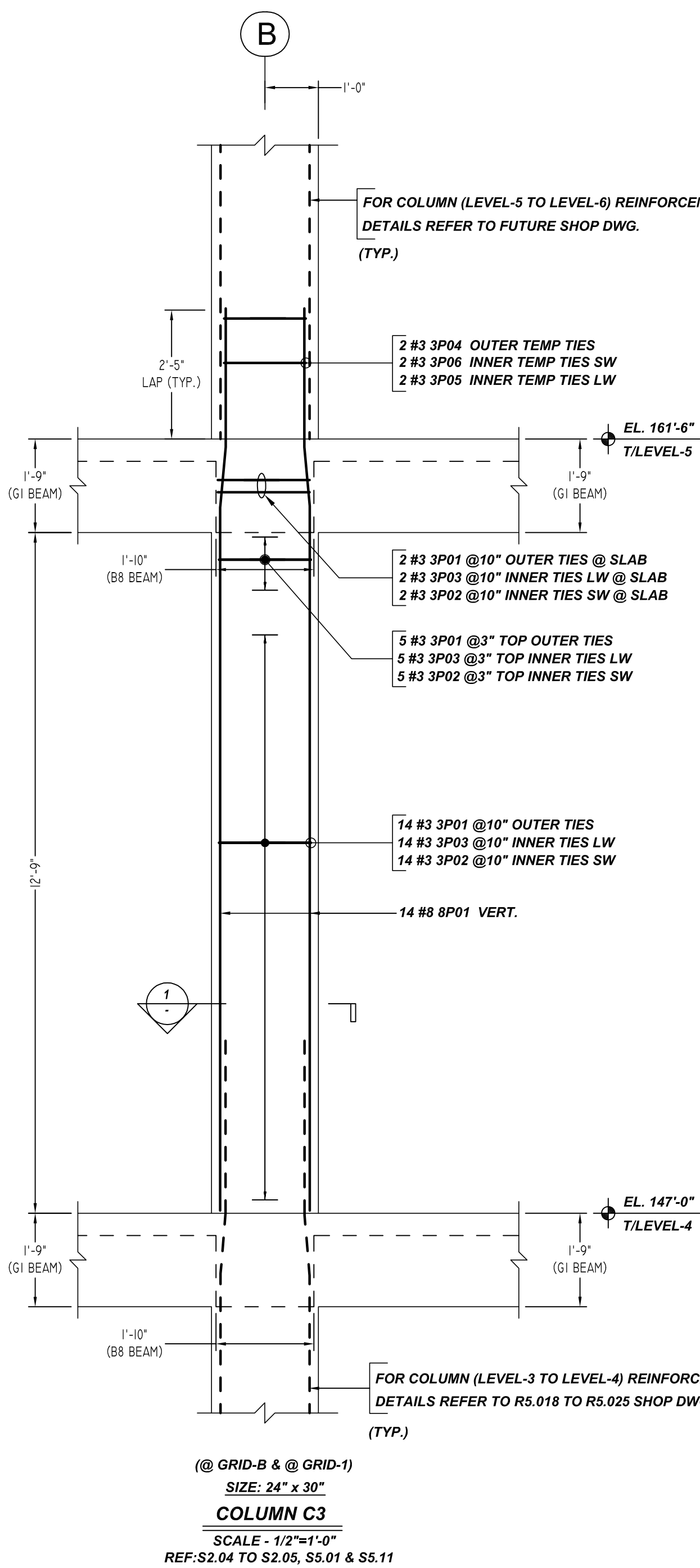
ABBREVIATIONS	
VERTICAL REFERENCE	VERT. REF.

ALL #3 TO #10 BARS IN THIS DRAWING ASTM A615 GRADE 60 BLACK UNCOATED

ALL #11 TO #18 BARS IN THIS DRAWING ASTM A615 GRADE 75 BLACK UNCOATED

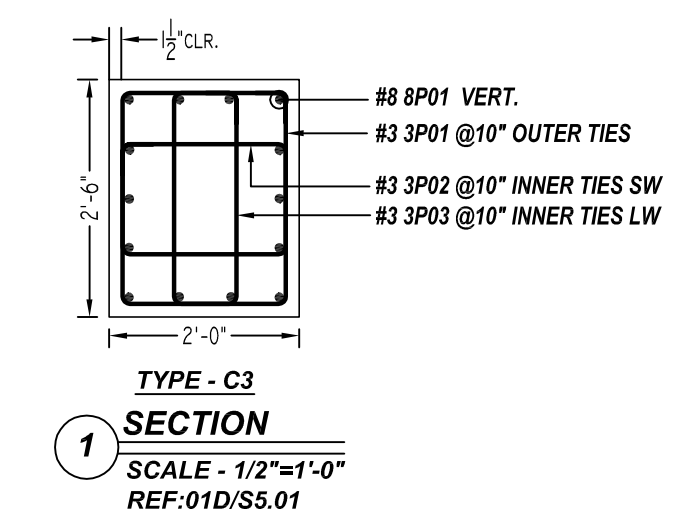
THE PLACING DRAWING IS D'AMBRA'S INTERPRETATION OF THE CONTRACT DRAWINGS. IT IS NOT INTENDED AS A STANDALONE DOCUMENT AND MUST ALWAYS BE USED IN CONJUNCTION WITH THE CONTRACT DRAWINGS.

SHEET TITLE: <b>OFFICE BUILDING-COLUMNS (LEVEL-4 TO LEVEL-5)</b>			
PROJECT: THE STAR PHASE IV - OFFICE & GARAGE			
LOCATION: FRISCO, TX			
CUSTOMER: MANHATTAN CONSTRUCTION COMPANY			
ENGINEER: ---			
ISS.	BY.	DATE	DESCRIPTION
0	BCS	09/24/21	FOR APPROVAL
1	-	-	-
2	-	-	-
3	-	-	-
4	-	-	-
5	-	-	-
DETAILER: BCS		JOB # 21017	SHEET # R5.026



Rebar Number: R5.027 (GRID)

Bar Mark	Qty	Size	Total Length	Type	X'	Y'	Z'	X'	Y'	Z'	X'	Y'	Z'
3P01	106	#3	6'-8"	T2	0'-4"	1'-9"	2'-3"	1'-9"	2'-3"	0'-4"			
3P02	106	#3	6'-8"	T2	0'-4"	1'-2"	1'-9"	1'-2"	1'-9"	0'-4"			
3P03	106	#3	6'-8"	T2	0'-4"	0'-8"	2'-3"	0'-8"	2'-3"	0'-4"			
3P04	10	#3	7'-11"	T2	0'-4"	1'-6"	2'-9"	1'-6"	2'-9"	0'-4"			
3P05	10	#3	6'-2"	T2	0'-4"	0'-8"	2'-9"	0'-8"	2'-9"	0'-4"			
3P06	10	#3	6'-2"	T2	0'-4"	1'-2"	1'-6"	1'-2"	1'-6"	0'-4"			
8P01	70	#8	16'-10"	3	2'-7"	1'-1"	13'-2"			0'-2"	1'-1"	16'-10"	



COVER DETAILS	
REF: 1/S5.011	
TIES	1 1/2" CLR.

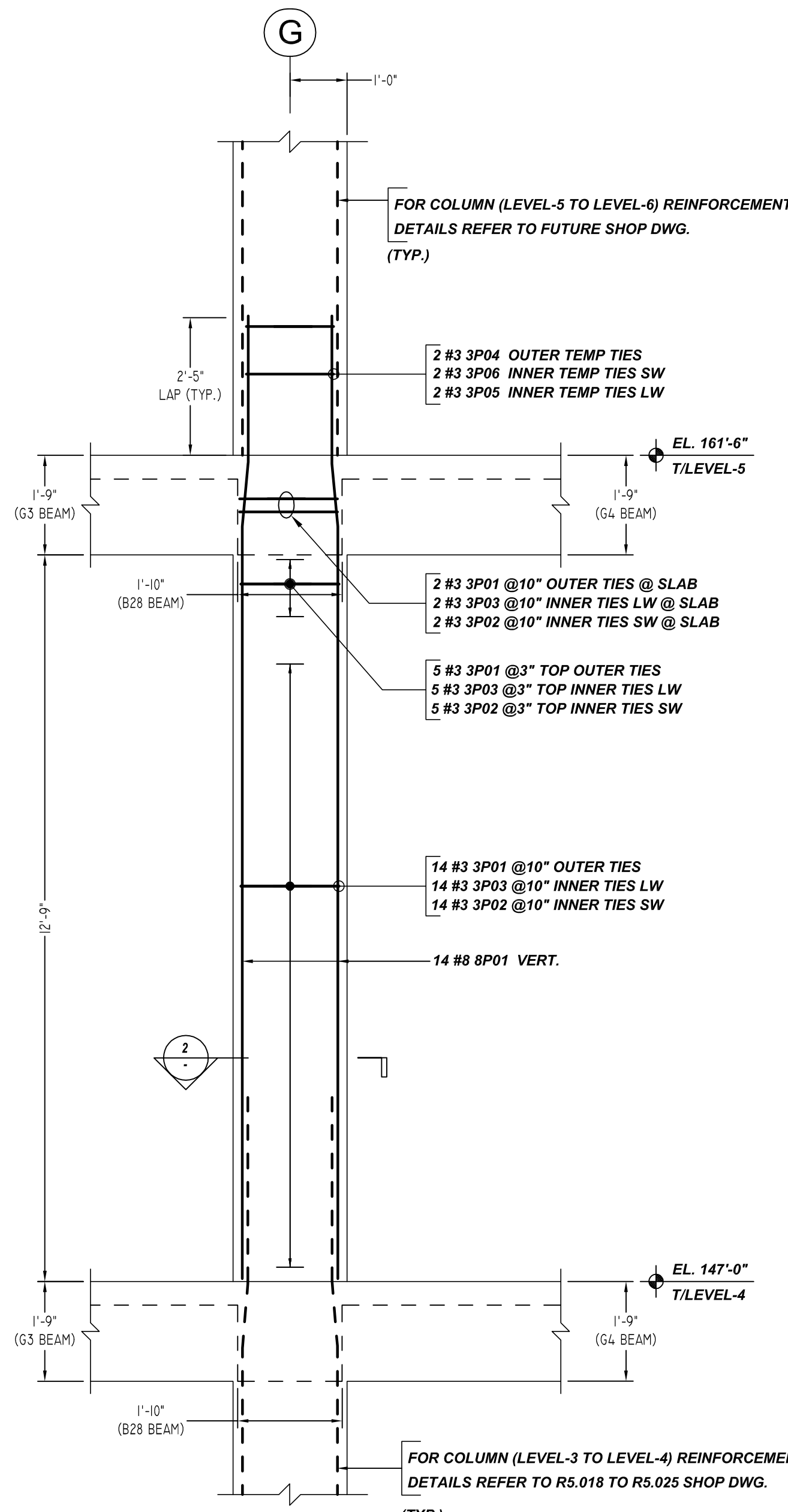
  

ABBREVIATIONS	
VERTICAL	VERT.
REFERENCE	REF.

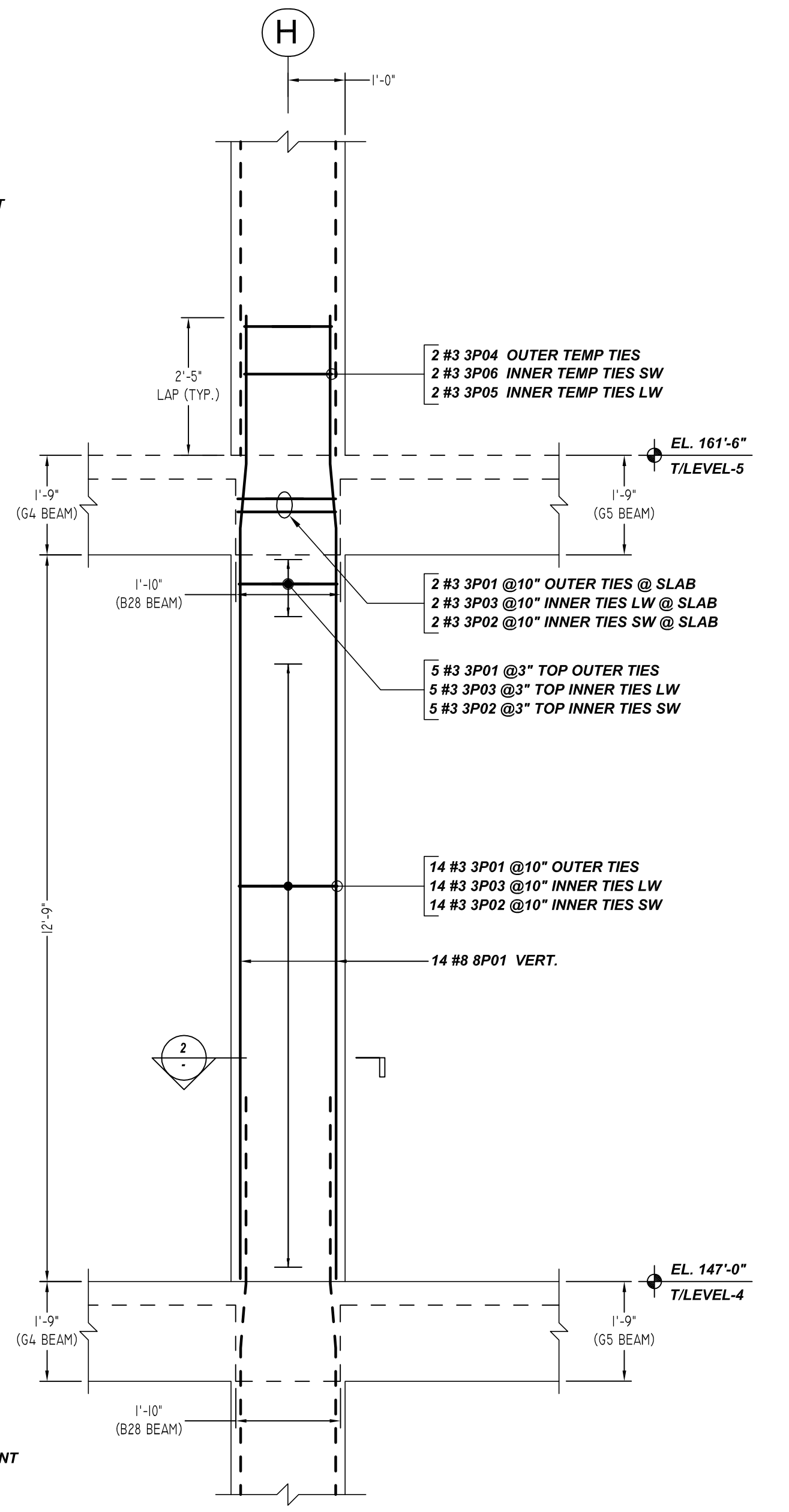
ALL #3 TO #10 BARS IN THIS DRAWING ASTM A615 GRADE 60 BLACK UNCOATED

ALL #11 TO #18 BARS IN THIS DRAWING ASTM A615 GRADE 75 BLACK UNCOATED

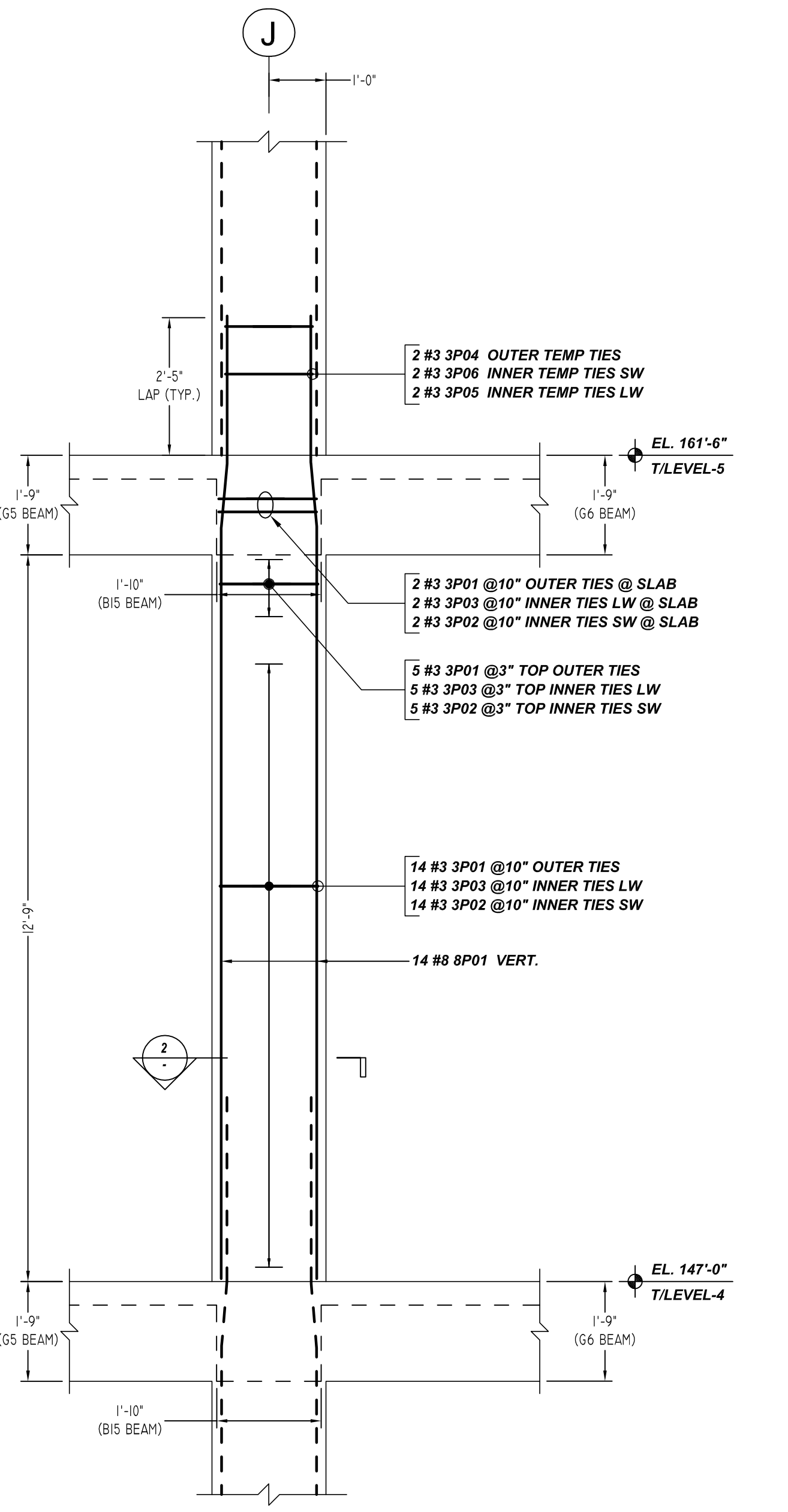
THE PLACING DRAWING IS D'AMBRA'S INTERPRETATION OF THE CONTRACT DRAWINGS. IT IS NOT INTENDED AS A STANDALONE DOCUMENT AND MUST ALWAYS BE USED IN CONJUNCTION WITH THE CONTRACT DRAWINGS.			
SHEET TITLE: <b>OFFICE BUILDING-COLUMNS (LEVEL-4 TO LEVEL-5)</b>			
PROJECT: THE STAR PHASE IV - OFFICE & GARAGE			
LOCATION: FRISCO, TX			
CUSTOMER: MANHATTAN CONSTRUCTION COMPANY			
ENGINEER: ---			
DETAILER: BCS		JOB # 21017	SHEET # R5.027
ISS.	BY.	DATE	DESCRIPTION
0	BCS	09/24/21	FOR APPROVAL
1	-	-	-
2	-	-	-
3	-	-	-
4	-	-	-
5	-	-	-



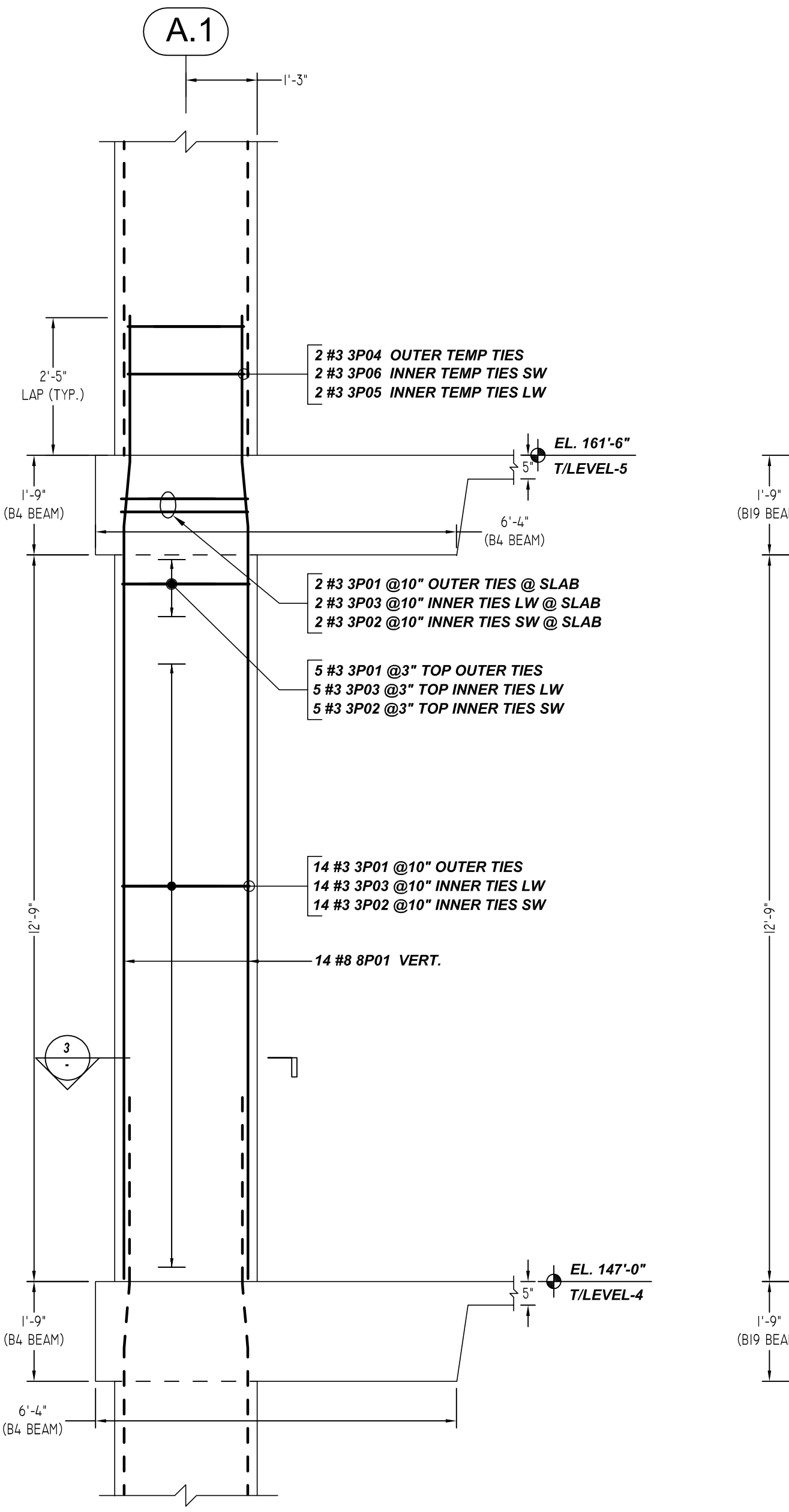
(@ GRID-G & @ GRID-1)  
 SIZE: 24" x 30"  
**COLUMN C3(e)**  
 SCALE - 1/2"=1'-0"  
 REF: S2.04 TO S2.05, S5.01 & S5.11



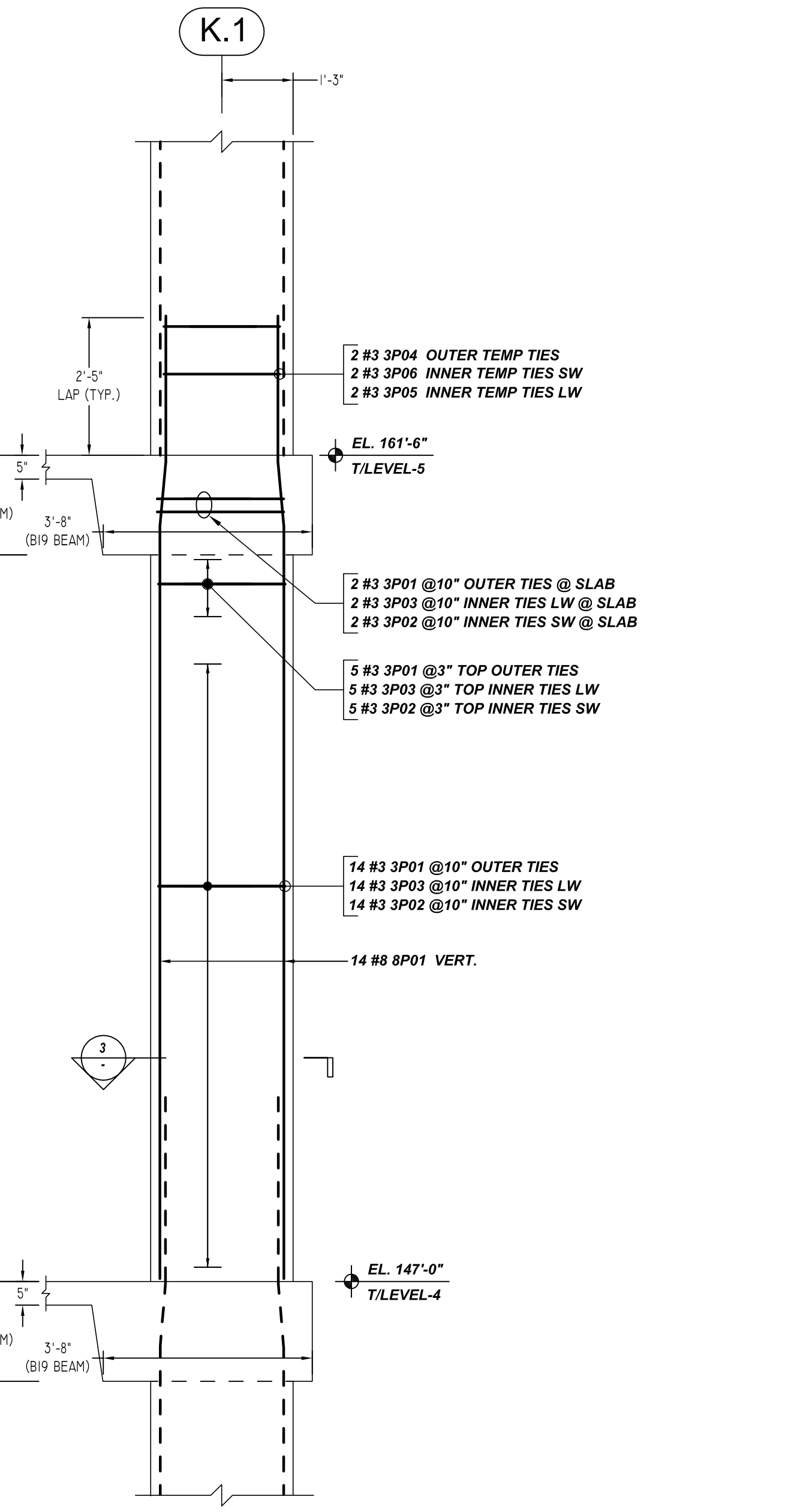
(@ GRID-H & @ GRID-1)  
 SIZE: 24" x 30"  
**COLUMN C3(f)**  
 SCALE - 1/2"=1'-0"  
 REF: S2.04 TO S2.05, S5.01 & S5.11



(@ GRID-J & @ GRID-1)  
 SIZE: 24" x 30"  
**COLUMN C3(g)**  
 SCALE - 1/2"=1'-0"  
 REF: S2.04 TO S2.05, S5.01 & S5.11



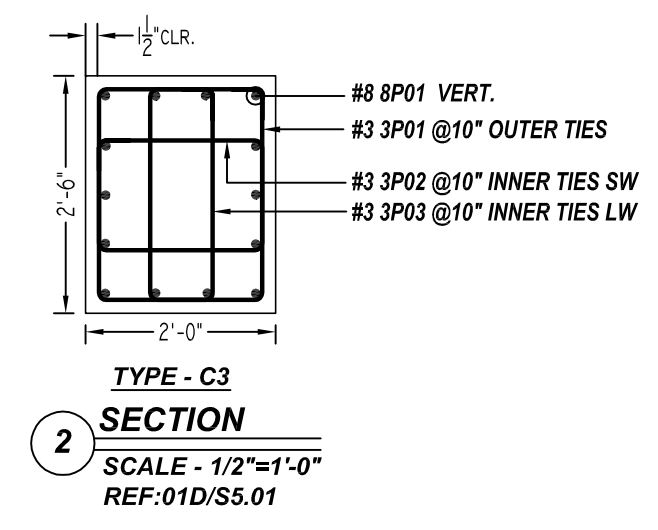
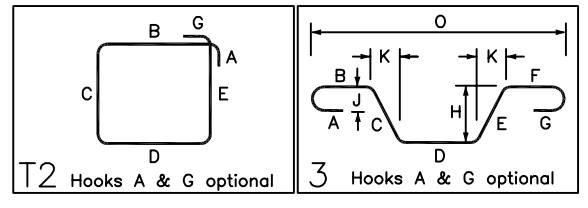
(@ GRID-A.1 & @ GRID-2)  
 SIZE: 30" x 24"  
**COLUMN C6**  
 SCALE - 1/2"=1'-0"  
 REF: S2.04 TO S2.05, S5.01 & S5.11



(@ GRID-K.1 & @ GRID-2)  
 SIZE: 30" x 24"  
**COLUMN C6(a)**  
 SCALE - 1/2"=1'-0"  
 REF: S2.04 TO S2.05, S5.01 & S5.11

Release Number: R5.028 (R60)

Bar	Qty	Size	Total Length	Type	X'	Y'	Z'	X''	Y''	Z''	X'''	Y'''	Z'''
3P01	105	#3	8'-0"	T2	0'-4"	1'-2"	2'-5"	1'-0"	2'-5"	0'-4"			
3P02	105	#3	6'-6"	T2	0'-4"	1'-2"	1'-0"	1'-2"	1'-0"	0'-4"			
3P03	105	#3	6'-6"	T2	0'-4"	0'-8"	2'-5"	0'-8"	2'-5"	0'-4"			
3P04	10	#3	7'-11"	T2	0'-4"	1'-6"	2'-0"	1'-6"	2'-0"	0'-4"			
3P05	10	#3	6'-2"	T2	0'-4"	0'-8"	2'-0"	0'-8"	2'-0"	0'-4"			
3P06	10	#3	6'-2"	T2	0'-4"	1'-2"	1'-2"	1'-2"	1'-2"	0'-4"			
8P01	70	#8	16'-10"	3	2'-7"	1'-1"	13'-2"				0'-2"	1'-1"	16'-10"

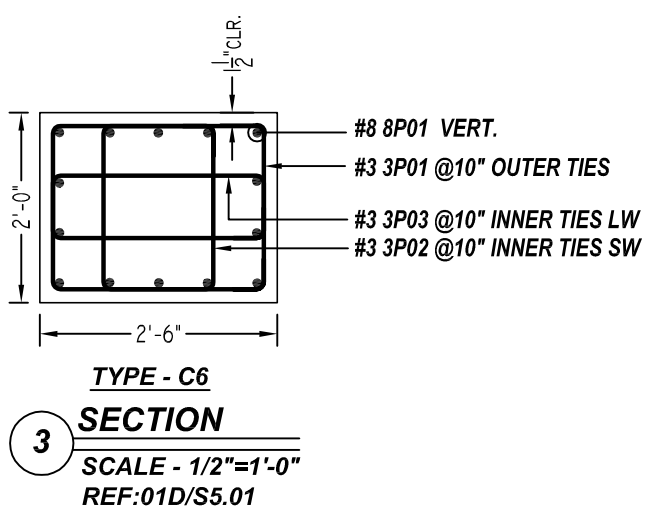


COVER DETAILS	
REF: 1/S5.011	
TIES	1 1/2" CLR.

ABBREVIATIONS	
VERTICAL	VERT.
REFERENCE	REF.

ALL #3 TO #10 BARS IN THIS DRAWING ASTM A615 GRADE 60 BLACK UNCOATED

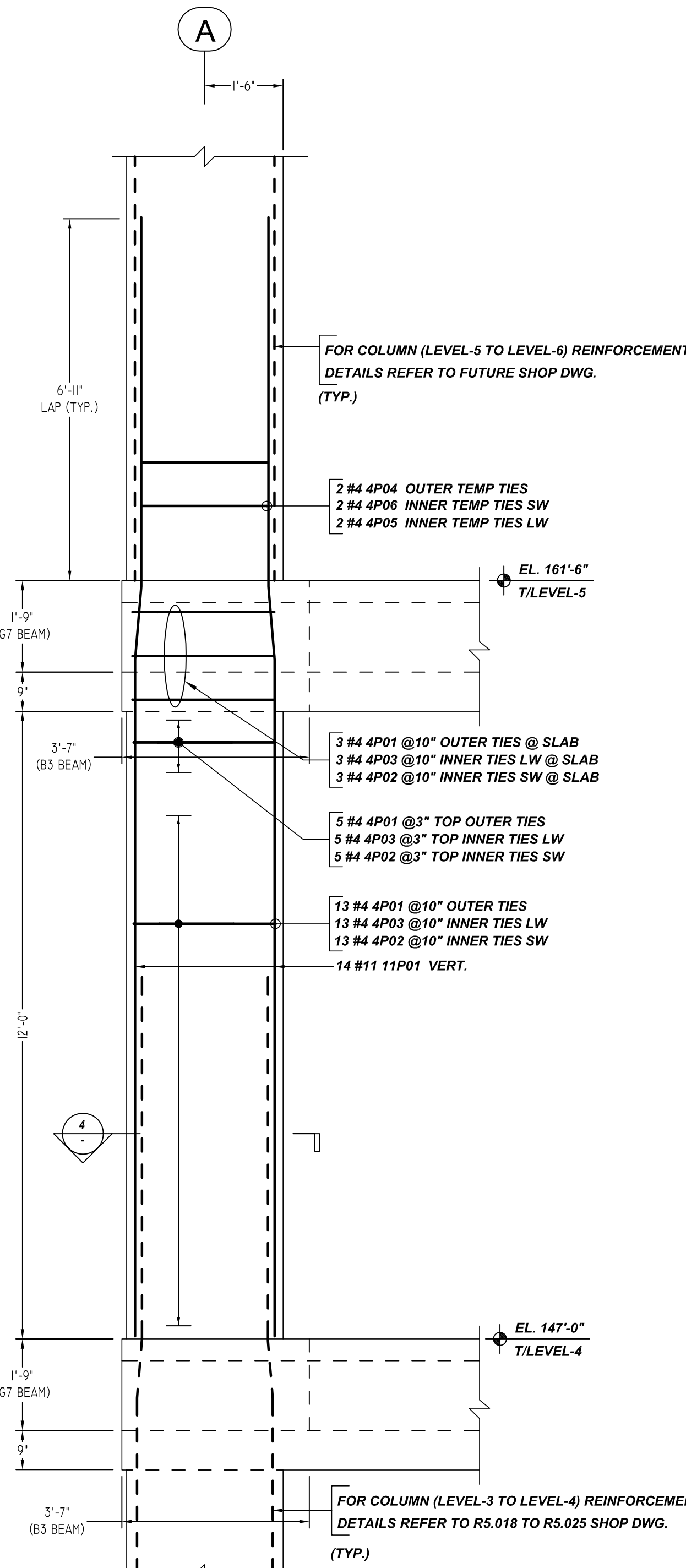
ALL #11 TO #18 BARS IN THIS DRAWING ASTM A615 GRADE 75 BLACK UNCOATED



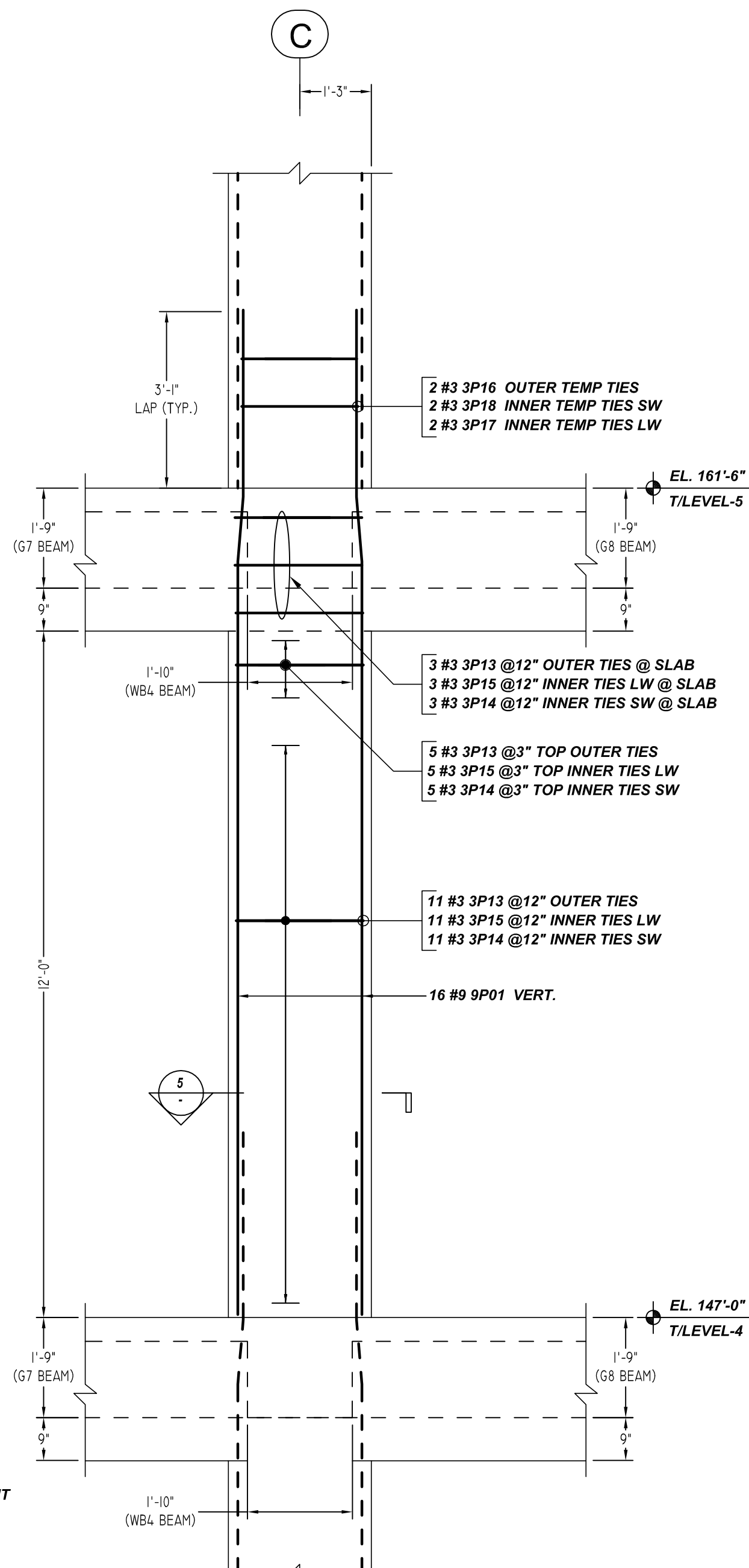
THE PLACING DRAWING IS D'AMBRA'S INTERPRETATION OF THE CONTRACT DRAWINGS. IT IS NOT INTENDED AS A STANDALONE DOCUMENT AND MUST ALWAYS BE USED IN CONJUNCTION WITH THE CONTRACT DRAWINGS.

SHEET TITLE: <b>OFFICE BUILDING-COLUMNS (LEVEL-4 TO LEVEL-5)</b>			
PROJECT: THE STAR PHASE IV - OFFICE & GARAGE			
LOCATION: FRISCO, TX			
CUSTOMER: MANHATTAN CONSTRUCTION COMPANY			
ENGINEER: ---			
DETAILER: BCS		JOB # 21017	SHEET # R5.028

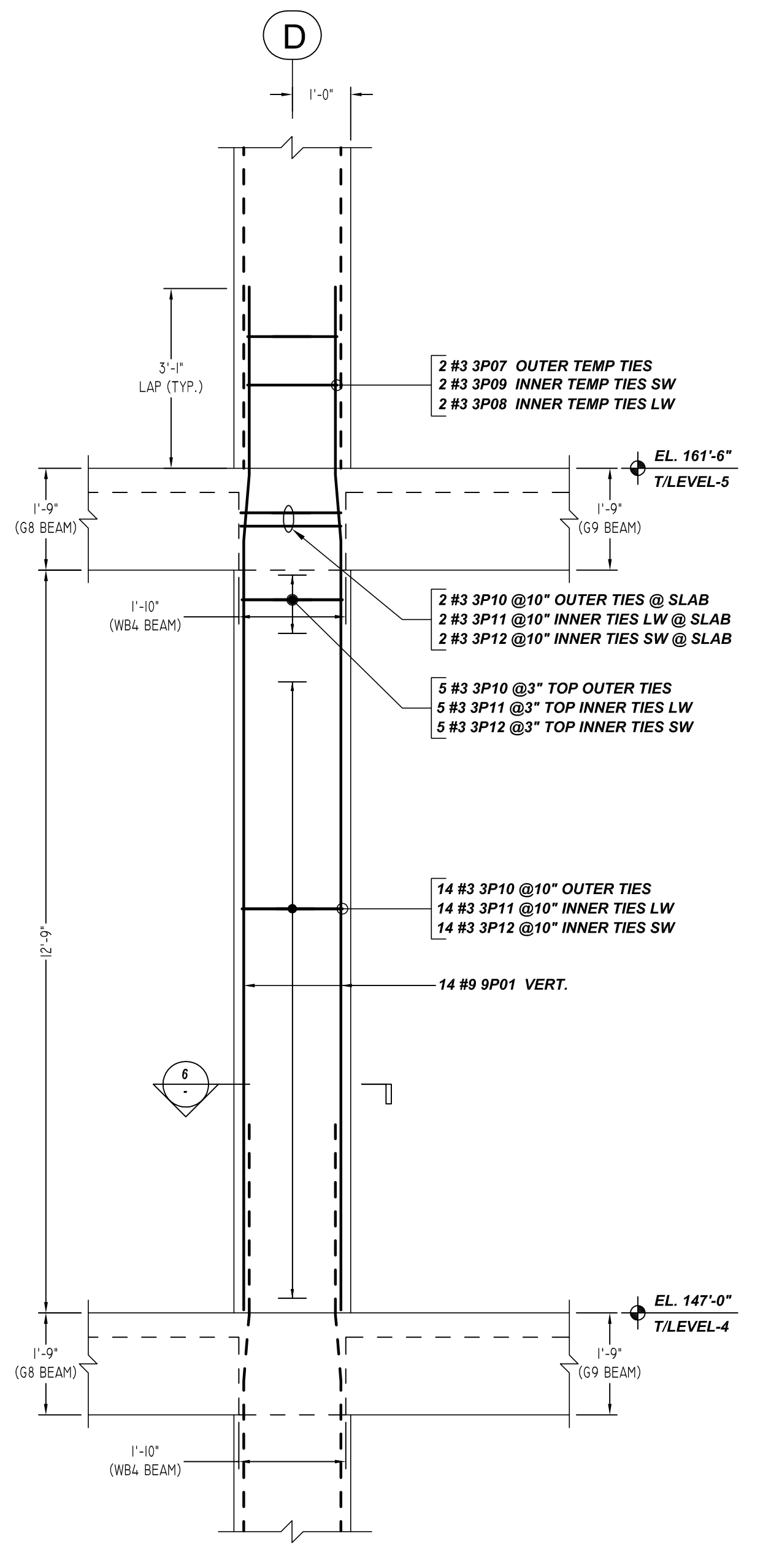
ISS.	BY.	DATE	DESCRIPTION
0	BCS	09/24/21	FOR APPROVAL
1	-	-	-
2	-	-	-
3	-	-	-
4	-	-	-
5	-	-	-



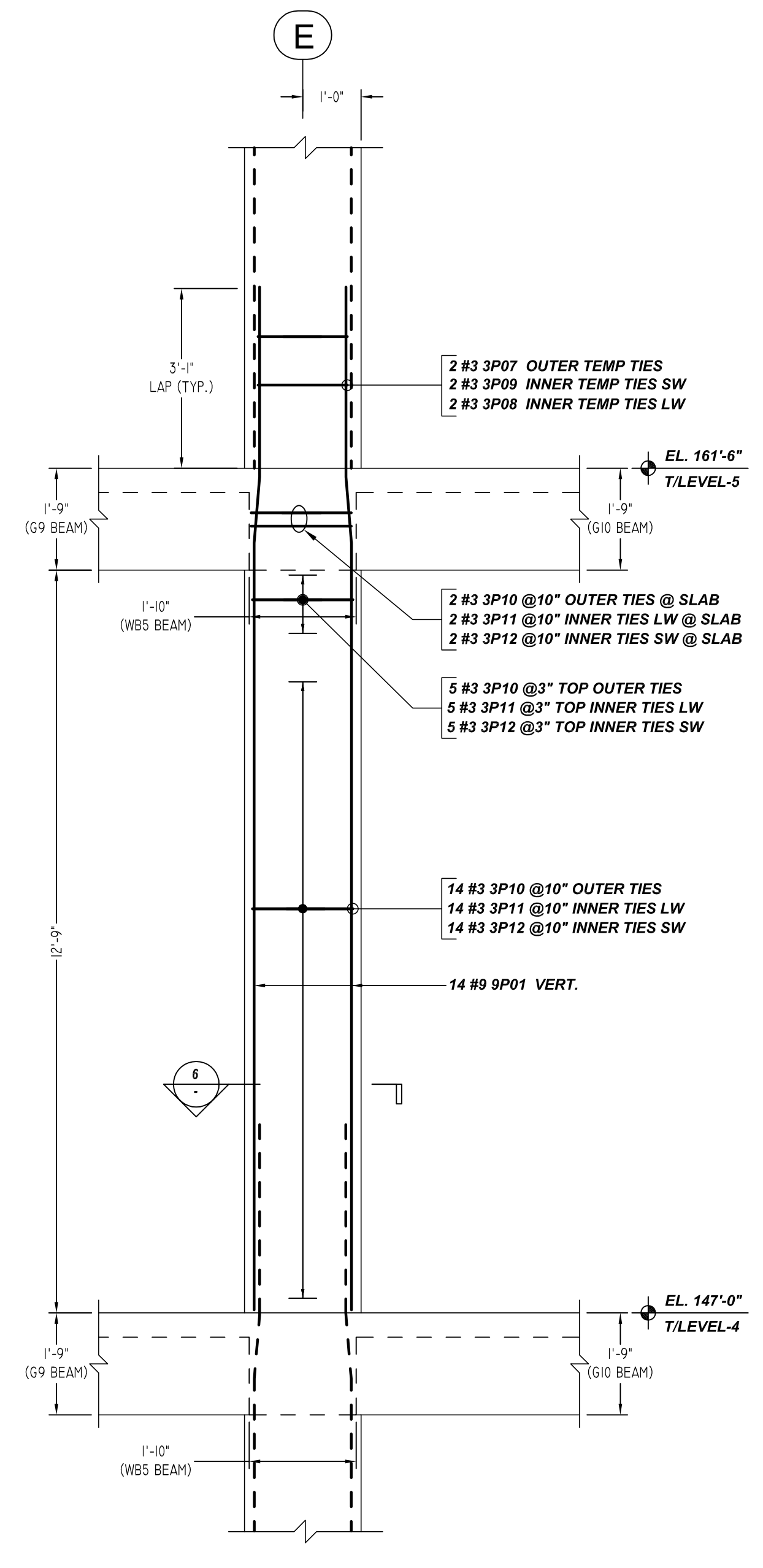
(@ GRID-A & @ GRID-3)  
**SIZE: 36" x 24"**  
**COLUMN C7**  
 SCALE - 1/2"=1'-0"  
 REF:S2.04 TO S2.05, S5.01 & S5.11



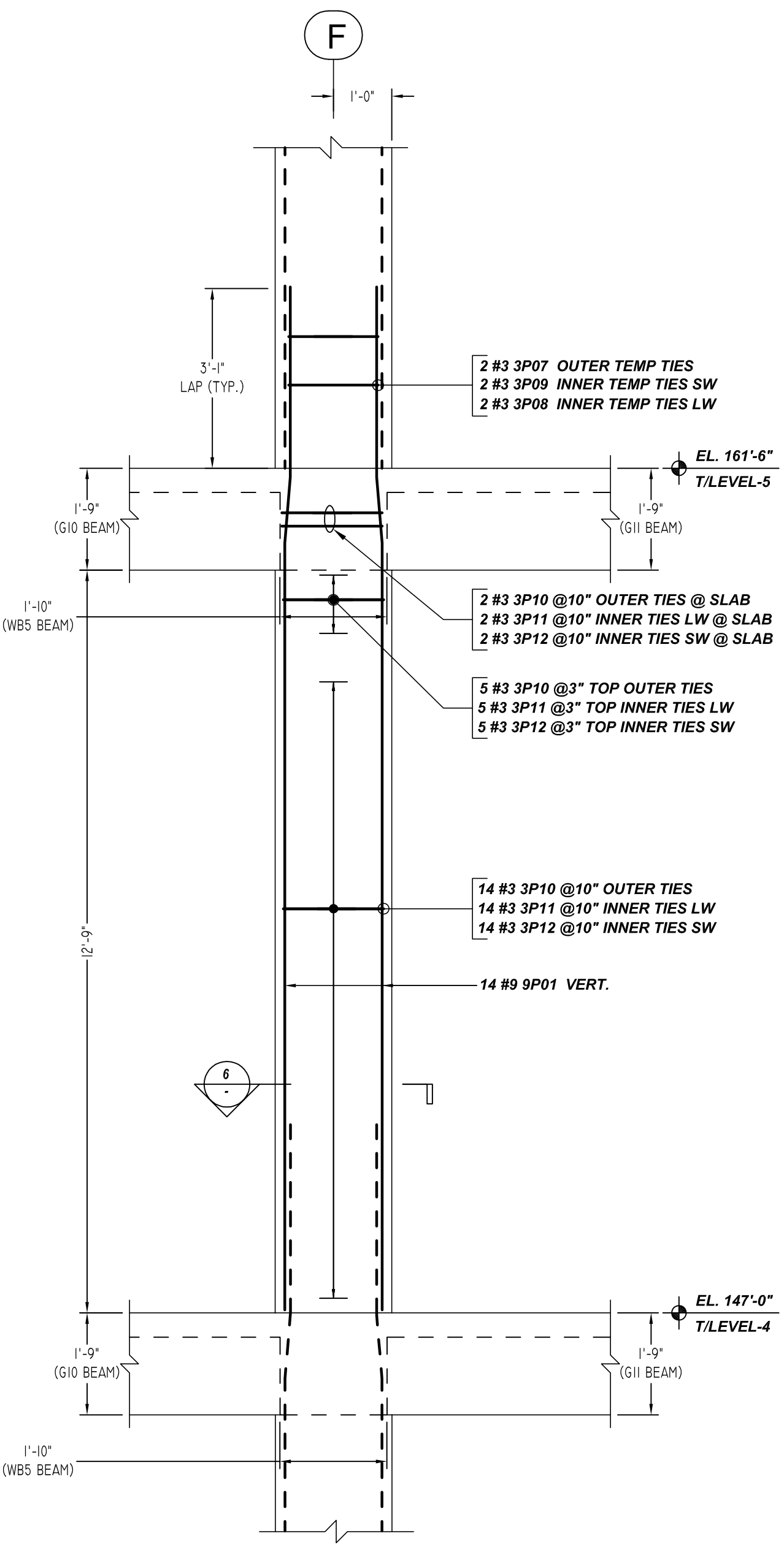
(@ GRID-C & @ GRID-3)  
**SIZE: 30" x 36"**  
**COLUMN C2**  
 SCALE - 1/2"=1'-0"  
 REF:S2.04 TO S2.05, S5.01 & S5.11



(@ GRID-D & @ GRID-3)  
**SIZE: 24" x 36"**  
**COLUMN C1**  
 SCALE - 1/2"=1'-0"  
 REF:S2.04 TO S2.05, S5.01 & S5.11



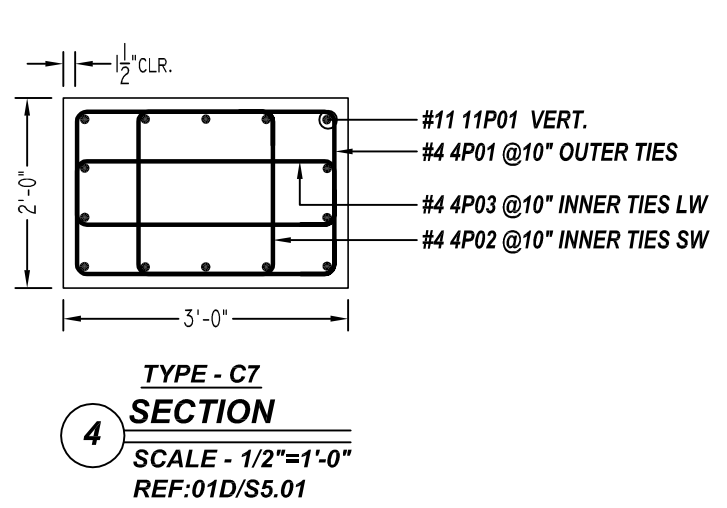
(@ GRID-E & @ GRID-3)  
**SIZE: 24" x 36"**  
**COLUMN C1(a)**  
 SCALE - 1/2"=1'-0"  
 REF:S2.04 TO S2.05, S5.01 & S5.11



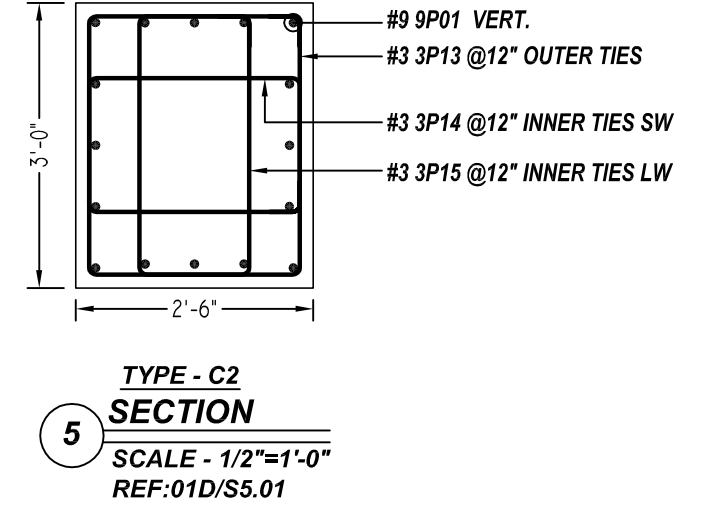
(@ GRID-F & @ GRID-3)  
**SIZE: 24" x 36"**  
**COLUMN C1(b)**  
 SCALE - 1/2"=1'-0"  
 REF:S2.04 TO S2.05, S5.01 & S5.11

Release Number:	Qty	Size	Total Length	Type	X	Y	Z	W	V	U	T	S	R	Q	P	O	N	M	L	K	J	I	H	G	F	E	D	C	B	A
RS.029 (R06)	6	#3	8'-11"	T2	0'-4"	1'-6 3/4"	2'-8 3/4"	1'-6 3/4"	2'-8 3/4"	0'-4"																				
RS.029 (R07)	6	#3	7'-2"	T2	0'-4"	0'-8 3/4"	2'-8 3/4"	0'-8 3/4"	2'-8 3/4"	0'-4"																				
RS.029 (R08)	6	#3	9'-8"	T2	0'-4"	1'-5 3/4"	1'-8 3/4"	1'-5 3/4"	1'-8 3/4"	0'-4"																				
RS.029 (R09)	6	#3	9'-8"	T2	0'-4"	1'-9"	2'-9"	1'-9"	2'-9"	0'-4"																				
RS.029 (R10)	6	#3	7'-8 3/4"	T2	0'-4"	0'-8 3/4"	2'-9"	0'-8 3/4"	2'-9"	0'-4"																				
RS.029 (R11)	6	#3	7'-8 3/4"	T2	0'-4"	1'-5 3/4"	1'-9"	1'-5 3/4"	1'-9"	0'-4"																				
RS.029 (R12)	18	#3	10'-9"	T2	0'-4"	2'-3"	2'-9"	2'-3"	2'-9"	0'-4"																				
RS.029 (R13)	18	#3	8'-8 3/4"	T2	0'-4"	1'-5 3/4"	2'-3"	1'-5 3/4"	2'-3"	0'-4"																				
RS.029 (R14)	18	#3	8'-8 3/4"	T2	0'-4"	1'-5 3/4"	2'-9"	1'-5 3/4"	2'-9"	0'-4"																				
RS.029 (R15)	6	#3	8'-10 3/4"	T2	0'-4"	2'-0 3/4"	2'-8 3/4"	2'-0 3/4"	2'-8 3/4"	0'-4"																				
RS.029 (R16)	2	#3	8'-1 3/4"	T2	0'-4"	1'-2 3/4"	2'-8 3/4"	1'-2 3/4"	2'-8 3/4"	0'-4"																				
RS.029 (R17)	2	#3	7'-7 3/4"	T2	0'-4"	1'-5 3/4"	2'-8 3/4"	1'-5 3/4"	2'-8 3/4"	0'-4"																				
RS.029 (R18)	2	#3	7'-7 3/4"	T2	0'-4"	1'-5 3/4"	2'-0 3/4"	1'-5 3/4"	2'-0 3/4"	0'-4"																				
RS.029 (R19)	2	#4	9'-9"	T2	0'-4 3/4"	1'-9"	2'-9"	1'-9"	2'-9"	0'-4 3/4"																				
RS.029 (R20)	2	#4	7'-2"	T2	0'-4 3/4"	1'-5 3/4"	1'-9"	1'-5 3/4"	1'-9"	0'-4 3/4"																				
RS.029 (R21)	2	#4	7'-4"	T2	0'-4 3/4"	0'-8 3/4"	2'-9"	0'-8 3/4"	2'-9"	0'-4 3/4"																				
RS.029 (R22)	2	#4	8'-8 3/4"	T2	0'-4 3/4"	1'-5 3/4"	2'-5"	1'-5 3/4"	2'-5"	0'-4 3/4"																				
RS.029 (R23)	2	#4	6'-11 3/4"	T2	0'-4 3/4"	0'-8 3/4"	2'-5"	0'-8 3/4"	2'-5"	0'-4 3/4"																				
RS.029 (R24)	2	#4	6'-5 3/4"	T2	0'-4 3/4"	1'-5 3/4"	1'-5"	1'-5 3/4"	1'-5"	0'-4 3/4"																				
RS.029 (R25)	58	#8	17'-6 3/4"	3		3'-3"	1'-1 3/4"	13'-2 3/4"		0'-2 3/4"	1'-1 3/4"	17'-6 3/4"																		

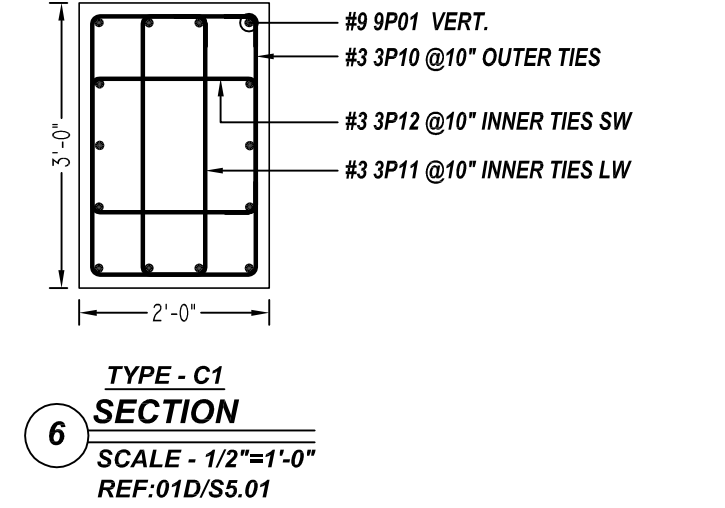
Release Number:	Qty	Size	Total Length	Type	X	Y	Z	W	V	U	T	S	R	Q	P	O	N	M	L	K	J	I	H	G	F	E	D	C	B	A
RS.029 (R26)	14	#11	21'-4 3/4"	3		7'-1"	1'-4 3/4"	12'-11"		0'-2 3/4"	1'-4 3/4"	21'-4 3/4"																		



**TYPE - C7 SECTION**  
 SCALE - 1/2"=1'-0"  
 REF:01D/S5.01



**TYPE - C2 SECTION**  
 SCALE - 1/2"=1'-0"  
 REF:01D/S5.01



**TYPE - C1 SECTION**  
 SCALE - 1/2"=1'-0"  
 REF:01D/S5.01

<b>COVER DETAILS</b>	
REF: 1/S5.011	
TIES	1 1/2" CLR.

<b>ABBREVIATIONS</b>	
VERTICAL	VERT.
REFERENCE	REF.

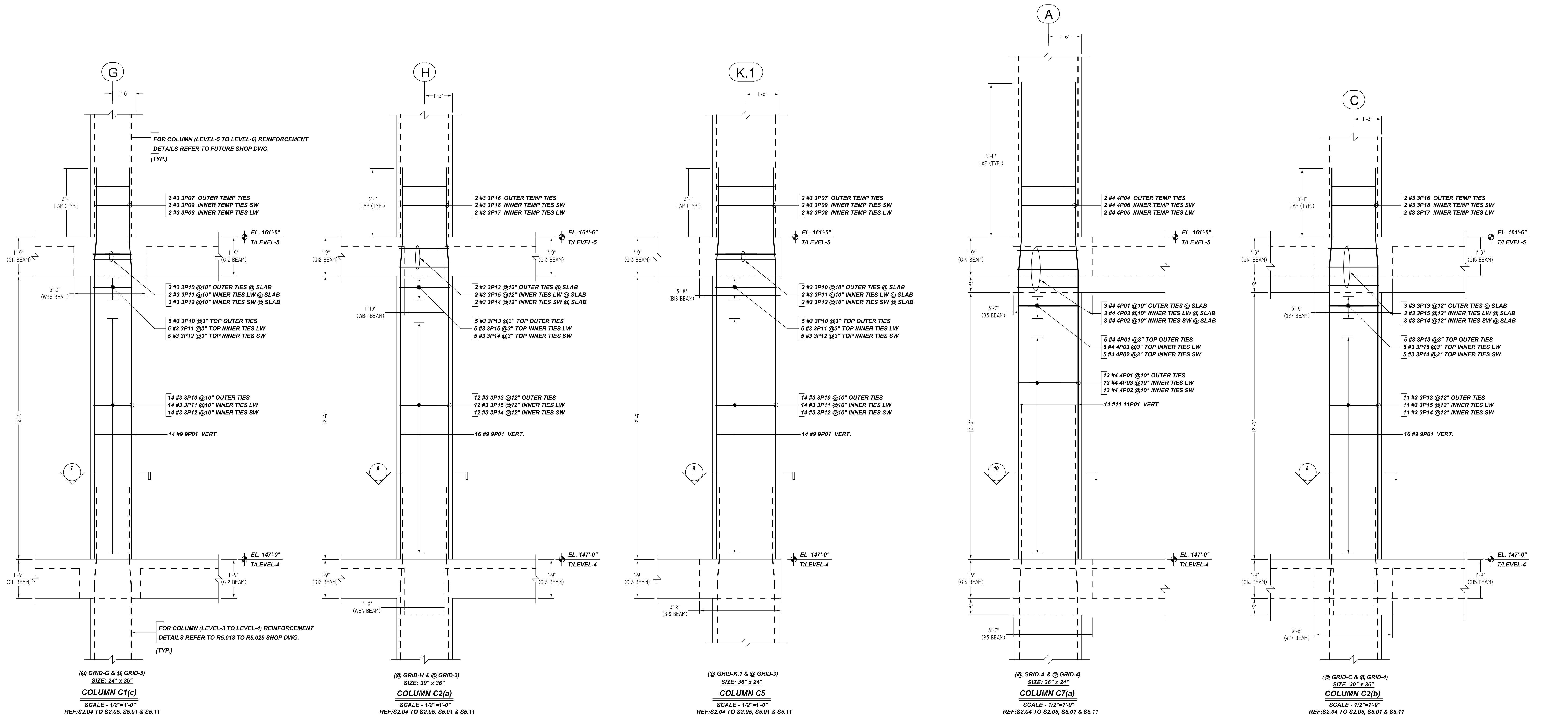
ALL #3 TO #10 BARS IN THIS DRAWING ASTM A615 GRADE 60 BLACK UNCOATED

ALL #11 TO #18 BARS IN THIS DRAWING ASTM A615 GRADE 75 BLACK UNCOATED

THE PLACING DRAWING IS D'AMBRA'S INTERPRETATION OF THE CONTRACT DRAWINGS. IT IS NOT INTENDED AS A STANDALONE DOCUMENT AND MUST ALWAYS BE USED IN CONJUNCTION WITH THE CONTRACT DRAWINGS.

<b>SHEET TITLE:</b> OFFICE BUILDING-COLUMNS (LEVEL-4 TO LEVEL-5)			
<b>PROJECT:</b> THE STAR PHASE IV - OFFICE & GARAGE			
<b>LOCATION:</b> FRISCO, TX			
<b>CUSTOMER:</b> MANHATTAN CONSTRUCTION COMPANY			
<b>ENGINEER:</b> ---			
<b>DETAILER:</b> BCS		<b>JOB #</b> 21017	<b>SHEET #</b> R5.029
<b>ISS.</b>	<b>BY.</b>	<b>DATE</b>	<b>DESCRIPTION</b>
0	BCS	09/24/21	FOR APPROVAL
1	-	-	-
2	-	-	-
3	-	-	-
4	-	-	-
5	-	-	-





Release Number: R5.03 (990)

Bar Mark	Qty	Size	Total Length	Type	X	Y	Z	W	V	U	T	S	R	Q	P	O	N	M	L	K	J	I	H	G	F	E	D	C	B	A						
3P07	4	#3	8'-11"	T2	0'-4"	1'-6 X	2'-6 X	1'-6 X	2'-6 X	0'-4"																										
3P08	4	#3	7'-2"	T2	0'-4"	0'-8 X	2'-6 X	0'-8 X	2'-6 X	0'-4"																										
3P09	4	#3	6'-8"	T2	0'-4"	1'-5 X	1'-5 X	1'-5 X	1'-5 X	0'-4"																										
3P10	42	#3	9'-8"	T2	0'-4"	1'-9"	2'-9"	1'-9"	2'-9"	0'-4"																										
3P11	42	#3	7'-8"	T2	0'-4"	0'-8 X	2'-9"	0'-8 X	2'-9"	0'-4"																										
3P12	42	#3	7'-8"	T2	0'-4"	1'-5 X	1'-5 X	1'-5 X	1'-5 X	0'-4"																										
3P13	38	#3	10'-8"	T2	0'-4"	2'-5"	2'-9"	2'-5"	2'-9"	0'-4"																										
3P14	38	#3	8'-0"	T2	0'-4"	1'-5 X	2'-5"	1'-5 X	2'-5"	0'-4"																										
3P15	38	#3	8'-8"	T2	0'-4"	1'-2 X	2'-9"	1'-2 X	2'-9"	0'-4"																										
3P16	4	#3	9'-10"	T2	0'-4"	2'-0 X	2'-6 X	2'-0 X	2'-6 X	0'-4"																										
3P17	4	#3	8'-1 X	T2	0'-4"	1'-2 X	2'-6 X	1'-2 X	2'-6 X	0'-4"																										
3P18	4	#3	7'-2 X	T2	0'-4"	1'-5 X	2'-9 X	1'-5 X	2'-9 X	0'-4"																										
4P01	21	#4	9'-2"	T2	0'-4 X	1'-9"	2'-9"	1'-9"	2'-9"	0'-4 X																										
4P02	21	#4	7'-2"	T2	0'-4 X	1'-5 X	1'-9"	1'-5 X	1'-9"	0'-4 X																										
4P03	21	#4	7'-8"	T2	0'-4 X	0'-8 X	2'-9"	0'-8 X	2'-9"	0'-4 X																										
4P04	2	#4	8'-8 X	T2	0'-4 X	1'-5 X	2'-5"	1'-5 X	2'-5"	0'-4 X																										
4P05	2	#4	6'-11 X	T2	0'-4 X	0'-8 X	2'-5"	0'-8 X	2'-5"	0'-4 X																										
4P06	2	#4	8'-5 X	T2	0'-4 X	1'-5 X	1'-5"	1'-5 X	1'-5"	0'-4 X																										
9P01	60	#9	17'-6 X	3		3'-5"	1'-1 X	15'-2 X																												

Release Number: R5.03 (995)

Bar Mark	Qty	Size	Total Length	Type	X	Y	Z	W	V	U	T	S	R	Q	P	O	N	M	L	K	J	I	H	G	F	E	D	C	B	A							
11P01	14	#11	21'-4 X	3		7'-1"	1'-4 X	12'-11"																													

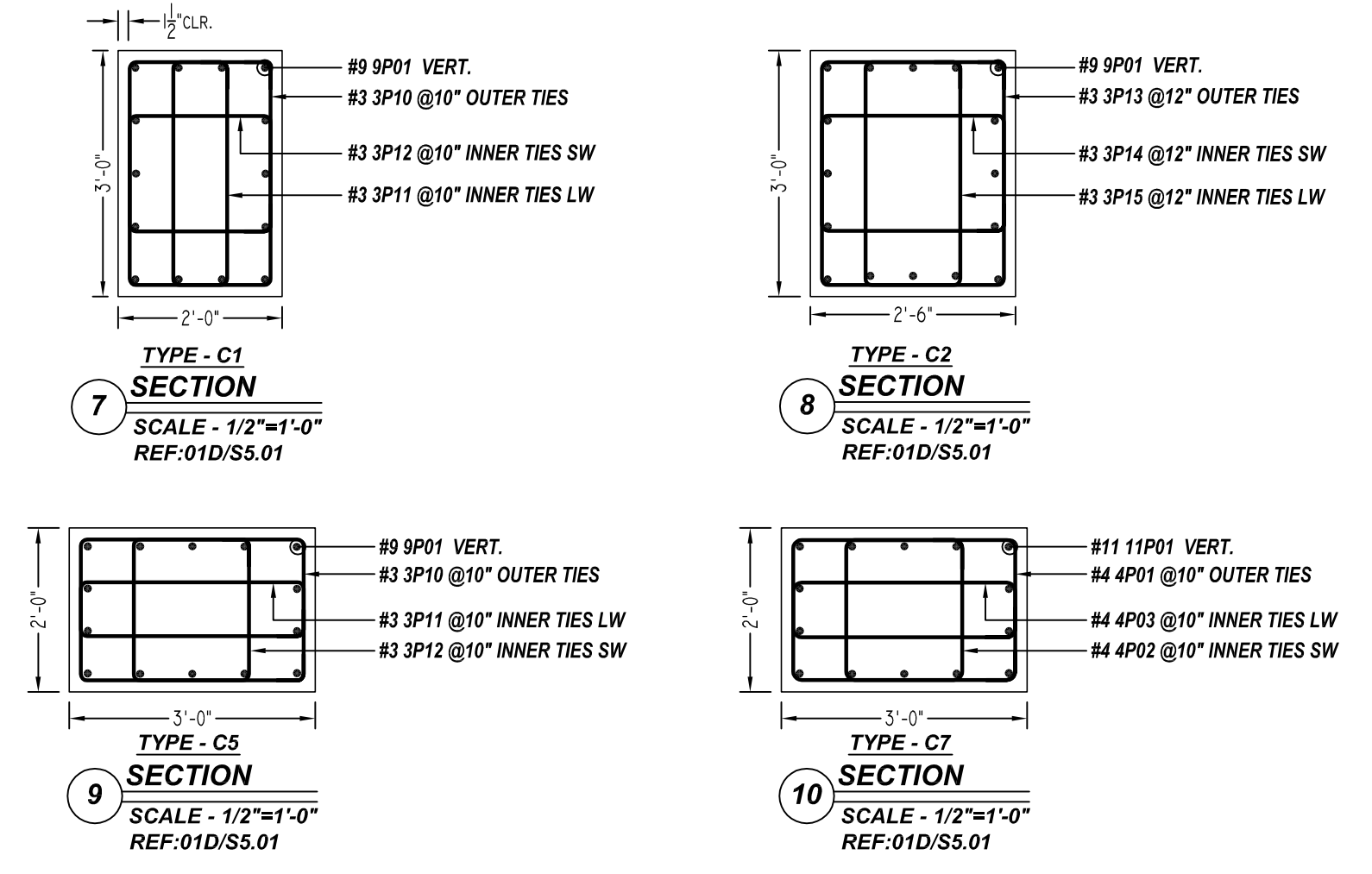


COVER DETAILS  
REF: 1/SS.011

TIES	1 1/2" CLR.
------	-------------

ABBREVIATIONS

VERTICAL REFERENCE	VERT. REF.
--------------------	------------



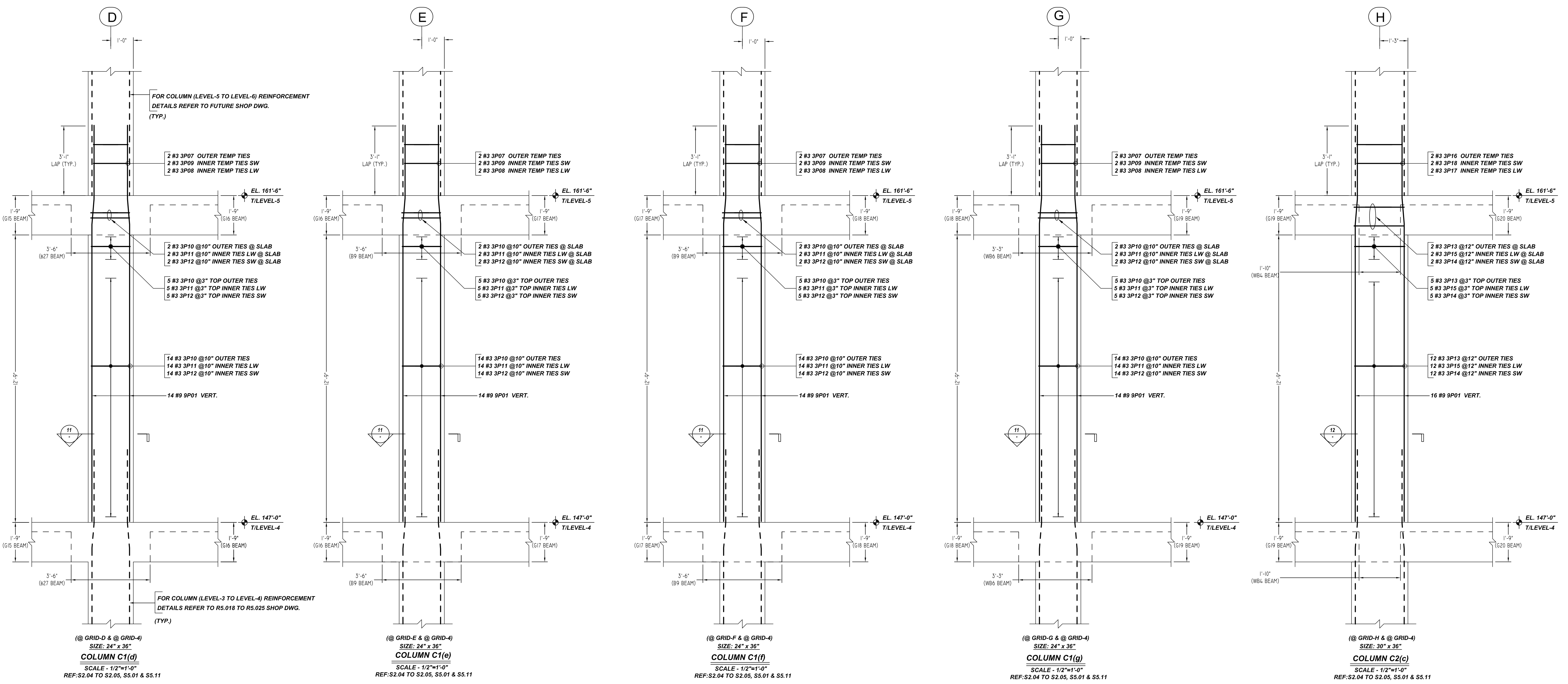
ALL #3 TO #10 BARS IN THIS DRAWING ASTM A615 GRADE 60 BLACK UNCOATED

ALL #11 TO #18 BARS IN THIS DRAWING ASTM A615 GRADE 75 BLACK UNCOATED

THE PLACING DRAWING IS D'AMBRA'S INTERPRETATION OF THE CONTRACT DRAWINGS. IT IS NOT INTENDED AS A STANDALONE DOCUMENT AND MUST ALWAYS BE USED IN CONJUNCTION WITH THE CONTRACT DRAWINGS.

SHEET TITLE: <b>OFFICE BUILDING-COLUMNS (LEVEL-4 TO LEVEL-5)</b>			
PROJECT: THE STAR PHASE IV - OFFICE & GARAGE			
LOCATION: FRISCO, TX			
CUSTOMER: MANHATTAN CONSTRUCTION COMPANY			
ENGINEER: ---			
DETAILER: BCS		JOB # 21017	SHEET # R5.030

ISS.	BY.	DATE	DESCRIPTION
0	BCS	09/24/21	FOR APPROVAL
1	-	-	-
2	-	-	-
3	-	-	-
4	-	-	-
5	-	-	-



(@ GRID-D & @ GRID-4)  
 SIZE: 24" x 36"  
**COLUMN C1(d)**  
 SCALE - 1/2"=1'-0"  
 REF:S2.04 TO S2.05, S5.01 & S5.11

(@ GRID-E & @ GRID-4)  
 SIZE: 24" x 36"  
**COLUMN C1(e)**  
 SCALE - 1/2"=1'-0"  
 REF:S2.04 TO S2.05, S5.01 & S5.11

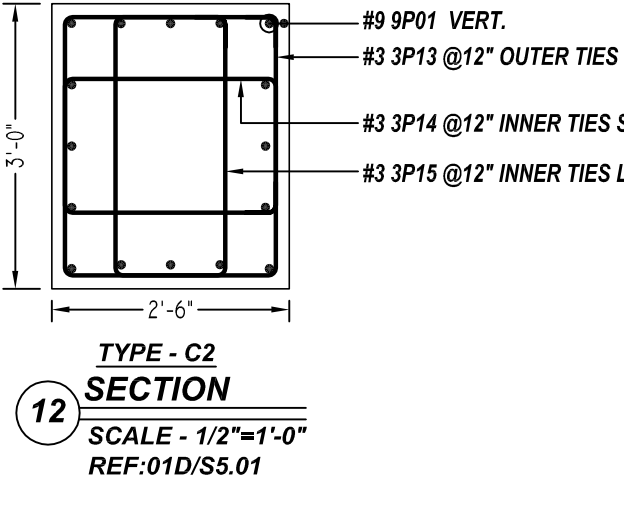
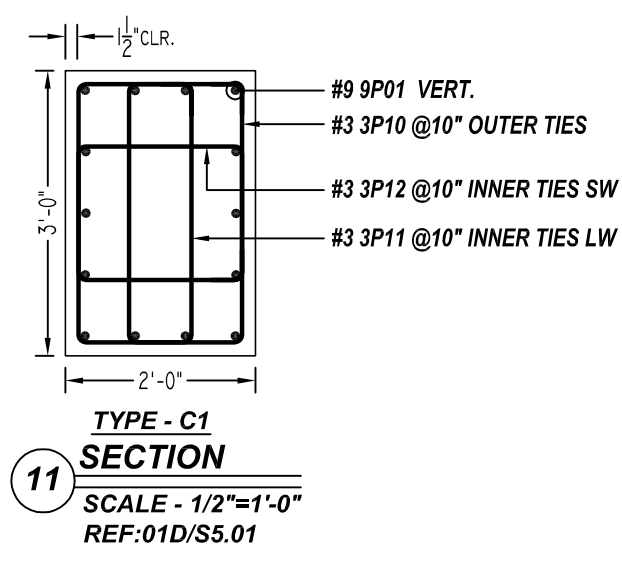
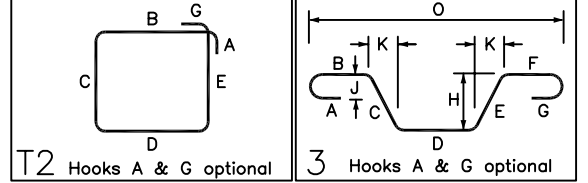
(@ GRID-F & @ GRID-4)  
 SIZE: 24" x 36"  
**COLUMN C1(f)**  
 SCALE - 1/2"=1'-0"  
 REF:S2.04 TO S2.05, S5.01 & S5.11

(@ GRID-G & @ GRID-4)  
 SIZE: 24" x 36"  
**COLUMN C1(g)**  
 SCALE - 1/2"=1'-0"  
 REF:S2.04 TO S2.05, S5.01 & S5.11

(@ GRID-H & @ GRID-4)  
 SIZE: 30" x 36"  
**COLUMN C2(c)**  
 SCALE - 1/2"=1'-0"  
 REF:S2.04 TO S2.05, S5.01 & S5.11

Release Number: R5.031 (R50)

Bar Mark	Qty	Size	Total Length	Type	X'	Y'	Z'	X''	Y''	Z''	X'''	Y'''	Z'''
3P07	8	#3	8'-11"	T2	0'-4"	1'-6 1/2"	2'-6 1/2"	1'-6 1/2"	2'-6 1/2"	0'-4"			
3P08	8	#3	7'-2"	T2	0'-4"	0'-8 1/2"	0'-8 1/2"	0'-8 1/2"	2'-6 1/2"	0'-4"			
3P09	8	#3	6'-5"	T2	0'-4"	1'-5 1/2"	1'-5 1/2"	1'-5 1/2"	1'-6 1/2"	0'-4"			
3P10	84	#3	9'-5"	T2	0'-4"	1'-9"	2'-9"	1'-9"	2'-9"	0'-4"			
3P11	84	#3	7'-4 1/2"	T2	0'-4"	0'-8 1/2"	2'-9"	0'-8 1/2"	2'-9"	0'-4"			
3P12	84	#3	7'-4 1/2"	T2	0'-4"	1'-5 1/2"	1'-9"	1'-5 1/2"	1'-9"	0'-4"			
3P13	18	#3	10'-5"	T2	0'-4"	2'-3"	2'-3"	2'-3"	2'-9"	0'-4"			
3P14	18	#3	8'-0 1/2"	T2	0'-4"	1'-5 1/2"	2'-3"	1'-5 1/2"	2'-3"	0'-4"			
3P15	18	#3	8'-6 1/2"	T2	0'-4"	1'-2 1/2"	2'-9"	1'-2 1/2"	2'-9"	0'-4"			
3P16	2	#3	9'-10 1/2"	T2	0'-4"	2'-0 1/2"	2'-6 1/2"	2'-0 1/2"	2'-6 1/2"	0'-4"			
3P17	2	#3	8'-1 1/2"	T2	0'-4"	1'-2 1/2"	2'-6 1/2"	1'-2 1/2"	2'-6 1/2"	0'-4"			
3P18	2	#3	7'-1 1/2"	T2	0'-4"	1'-5 1/2"	2'-0 1/2"	1'-5 1/2"	2'-0 1/2"	0'-4"			
9P01	72	#9	17'-6 1/2"	3		3'-3"	13'-2 1/2"				0'-2 1/2"	1'-1 1/2"	17'-6 1/2"



COVER DETAILS	
REF: 1/S5.011	
TIES	1 1/2" CLR.

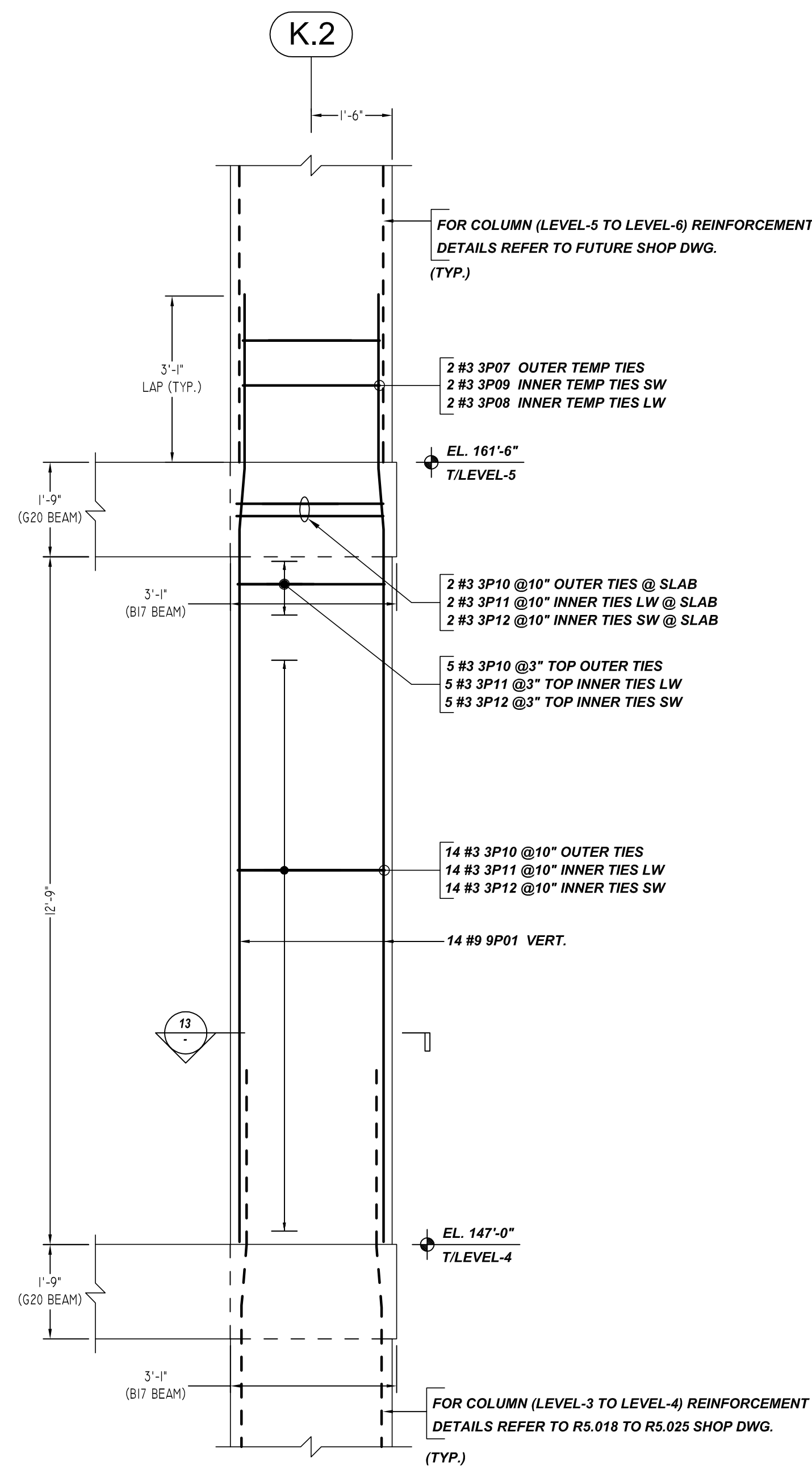
ABBREVIATIONS	
VERTICAL	VERT.
REFERENCE	REF.

ALL #3 TO #10 BARS IN THIS DRAWING ASTM A615 GRADE 60 BLACK UNCOATED

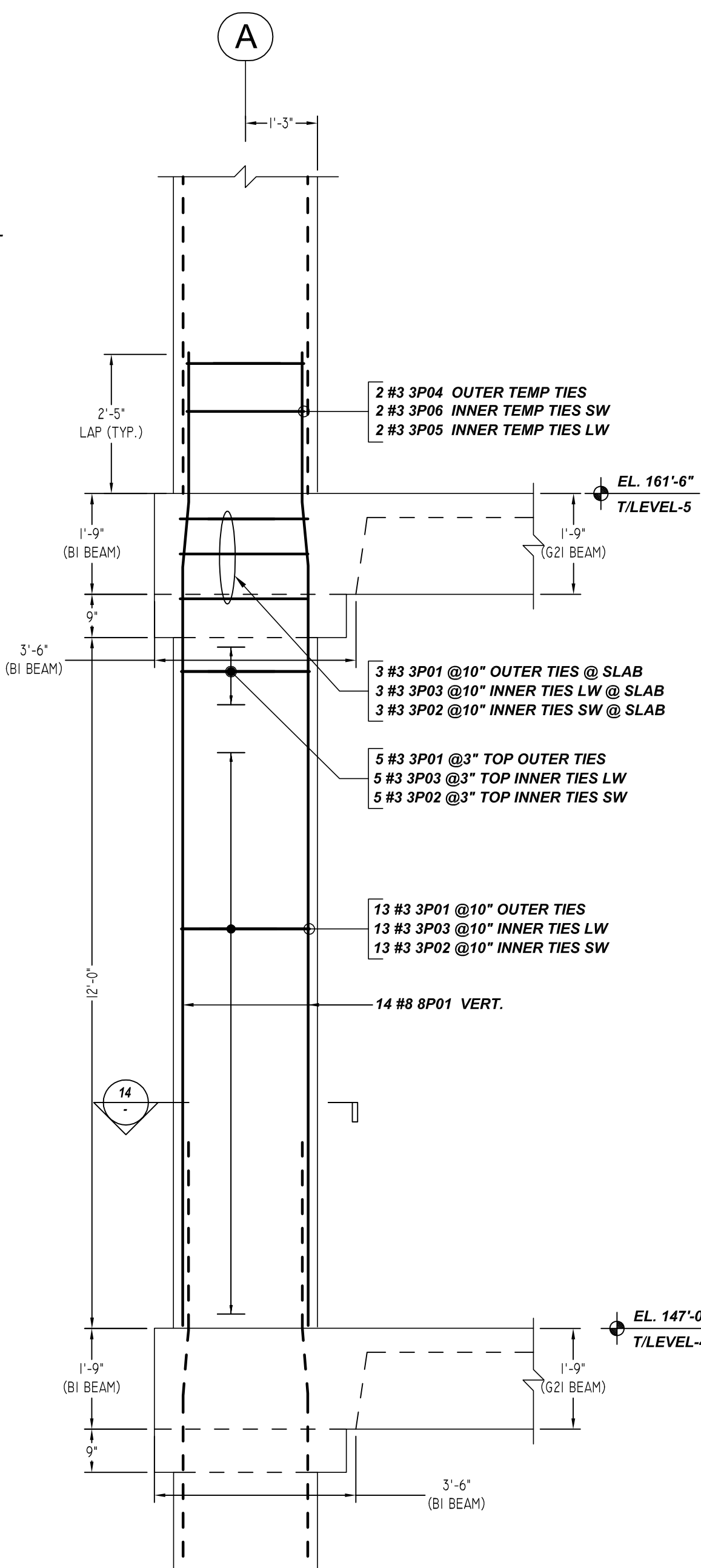
ALL #11 TO #18 BARS IN THIS DRAWING ASTM A615 GRADE 75 BLACK UNCOATED

THE PLACING DRAWING IS D'AMBRA'S INTERPRETATION OF THE CONTRACT DRAWINGS. IT IS NOT INTENDED AS A STANDALONE DOCUMENT AND MUST ALWAYS BE USED IN CONJUNCTION WITH THE CONTRACT DRAWINGS.

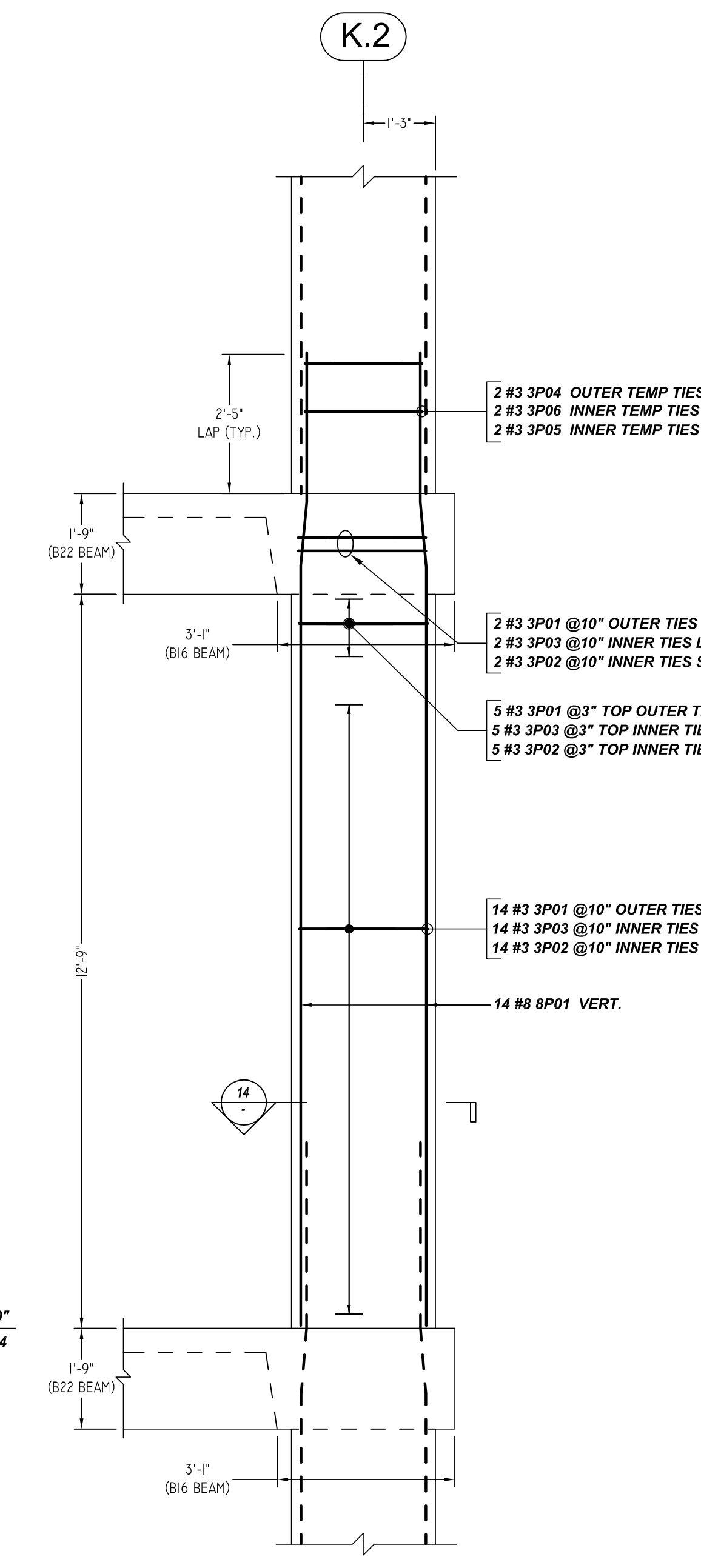
SHEET TITLE: <b>OFFICE BUILDING-COLUMNS (LEVEL-4 TO LEVEL-5)</b>			
PROJECT: THE STAR PHASE IV - OFFICE & GARAGE			
LOCATION: FRISCO, TX			
CUSTOMER: MANHATTAN CONSTRUCTION COMPANY			
ENGINEER: ---			
DETAILER: BCS		JOB # 21017	SHEET # R5.031
ISS.	BY.	DATE	DESCRIPTION
0	BCS	09/24/21	FOR APPROVAL
1	-	-	-
2	-	-	-
3	-	-	-
4	-	-	-
5	-	-	-



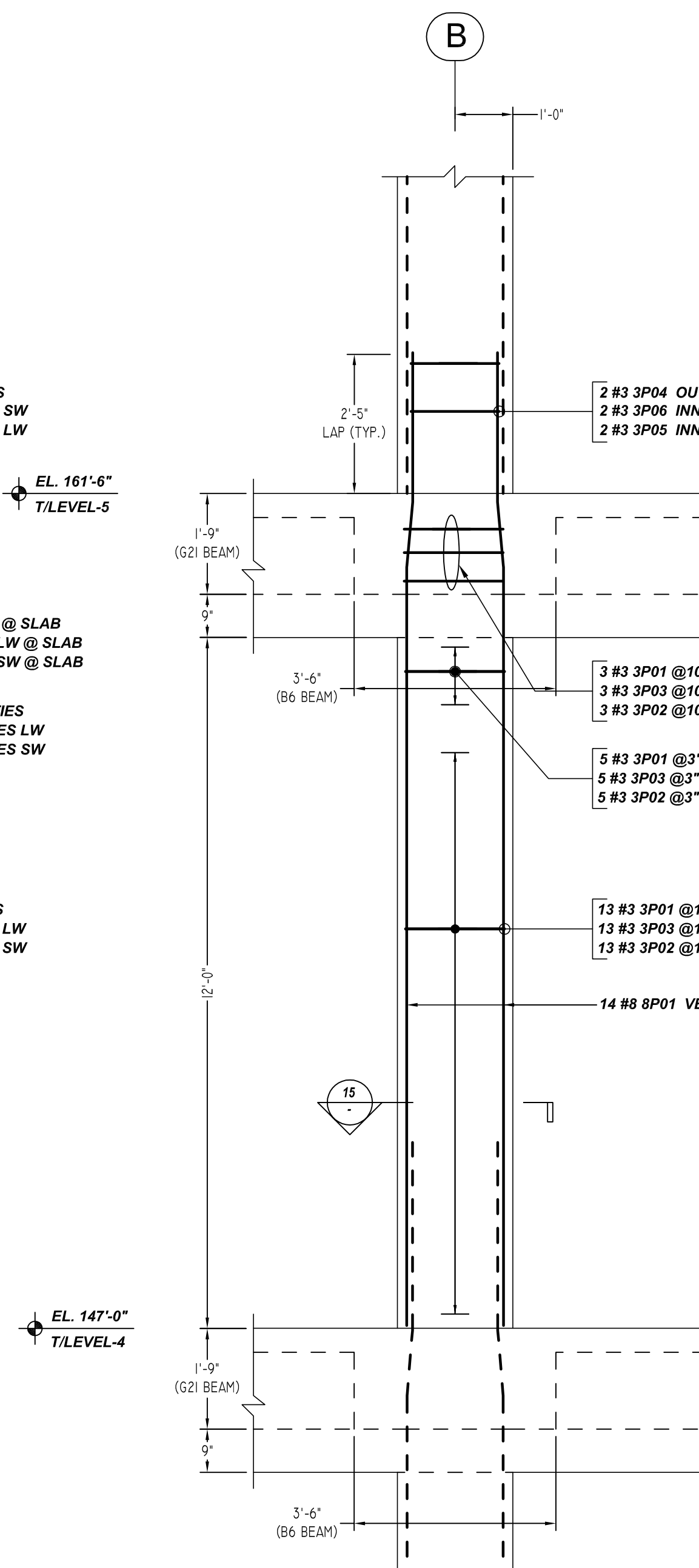
(@ GRID-K.2 & @ GRID-4)  
 SIZE: 30" x 24"  
**COLUMN C5(a)**  
 SCALE - 1/2"=1'-0"  
 REF: S2.04 TO S2.05, S5.01 & S5.11



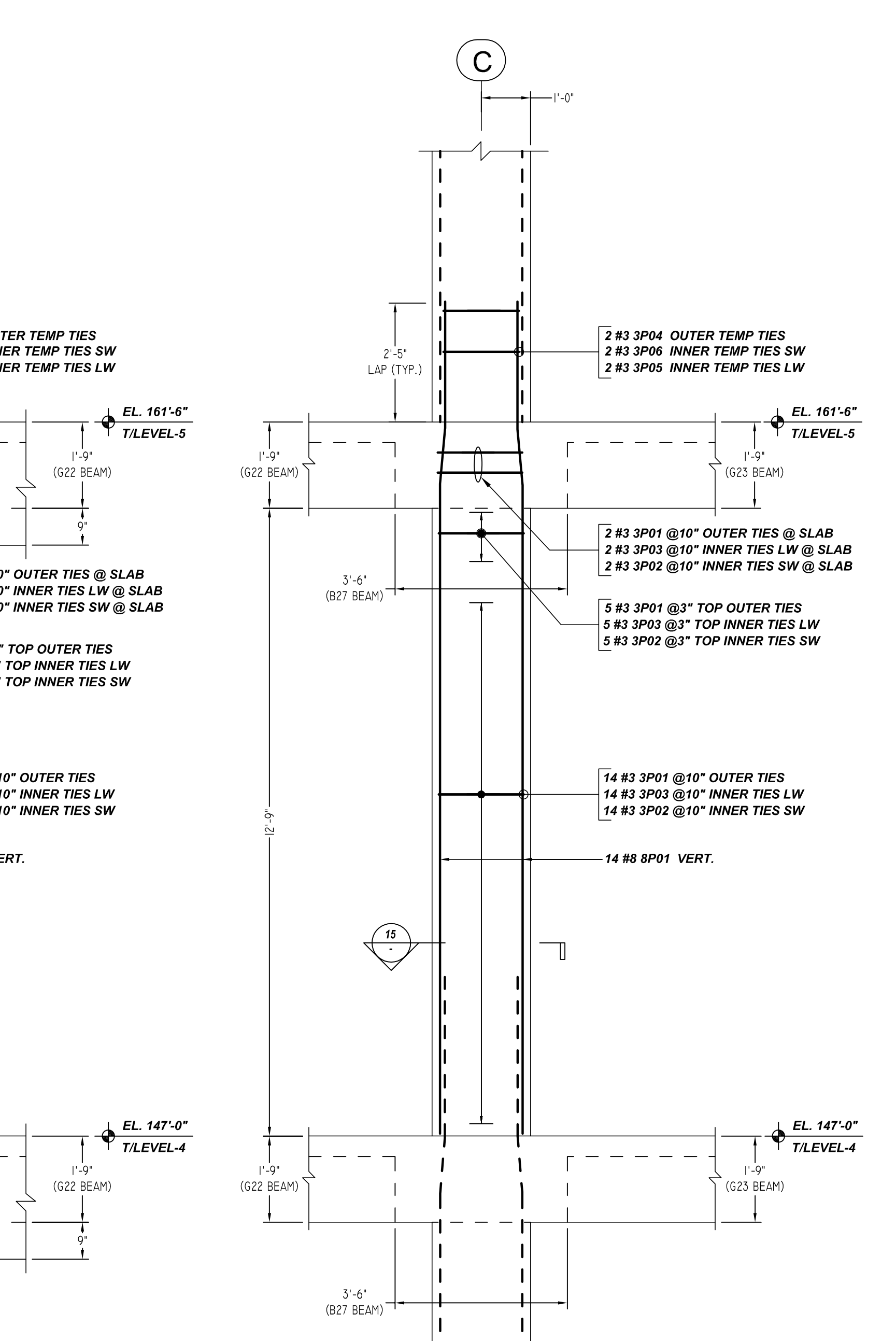
(@ GRID-A & @ GRID-5)  
 SIZE: 30" x 24"  
**COLUMN C9**  
 SCALE - 1/2"=1'-0"  
 REF: S2.04 TO S2.05, S5.01 & S5.11



(@ GRID-K.2 & @ GRID-5)  
 SIZE: 30" x 24"  
**COLUMN C6(b)**  
 SCALE - 1/2"=1'-0"  
 REF: S2.04 TO S2.05, S5.01 & S5.11

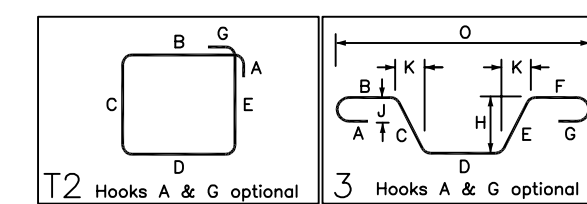


(@ GRID-8 & @ GRID-B)  
 SIZE: 24" x 30"  
**COLUMN C8**  
 SCALE - 1/2"=1'-0"  
 REF: S2.04 TO S2.05, S5.01 & S5.11



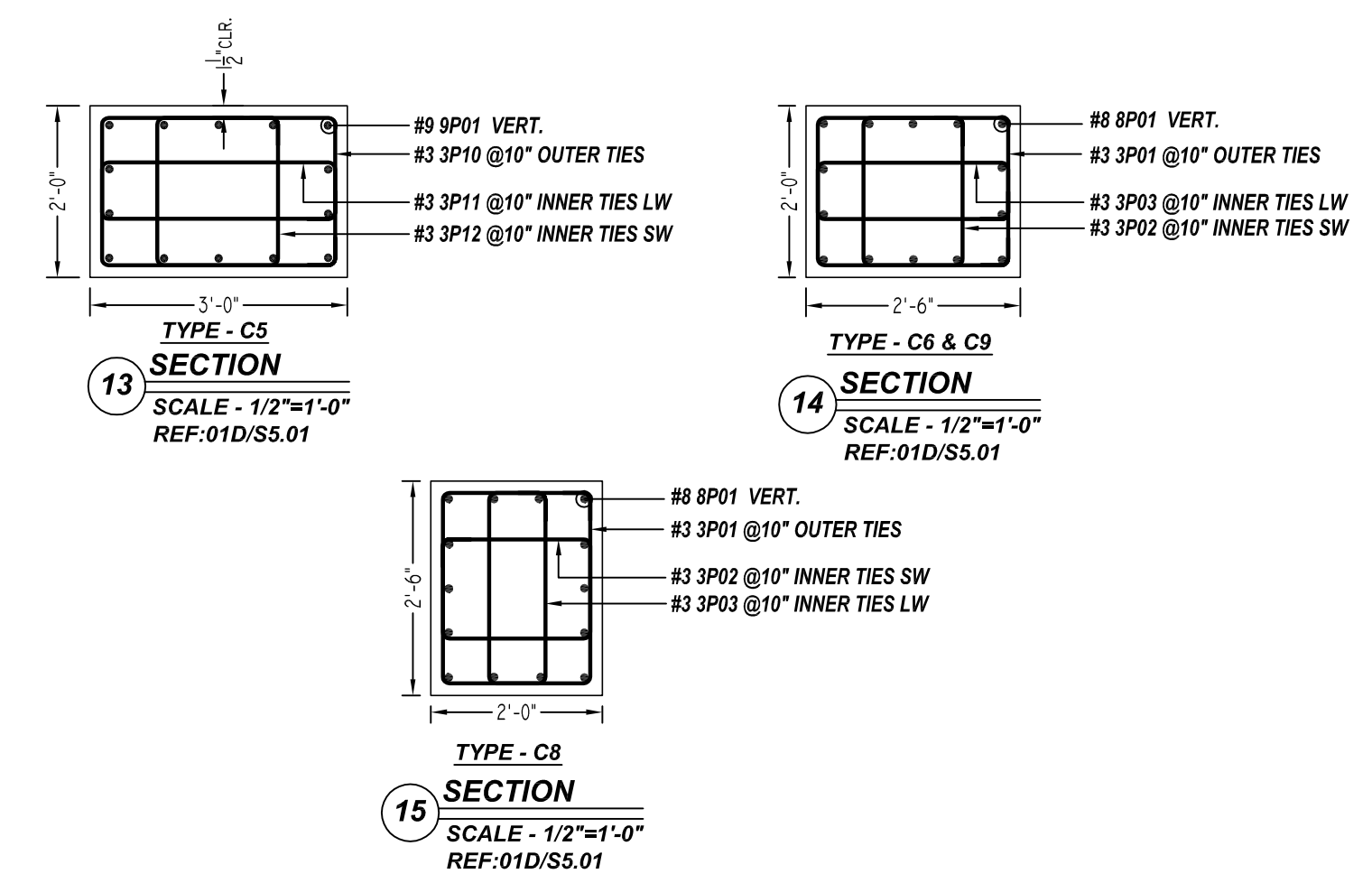
(@ GRID-8 & @ GRID-C)  
 SIZE: 24" x 30"  
**COLUMN C8(a)**  
 SCALE - 1/2"=1'-0"  
 REF: S2.04 TO S2.05, S5.01 & S5.11

BENDING DETAILS												
Bar Mark	Qty	Size	Total Length	Type	X	Y	Z	V	U	T	S	R
3P01	84	#3	6'-8"	T2	0'-4"	1'-9"	2'-3"	1'-9"	2'-3"	0'-4"		
3P02	84	#3	6'-8"	T2	0'-4"	1'-2"	1'-9"	1'-2"	1'-9"	0'-4"		
3P03	84	#3	6'-8"	T2	0'-4"	0'-8"	2'-3"	0'-8"	2'-3"	0'-4"		
3P04	8	#3	7'-11"	T2	0'-4"	1'-8"	2'-8"	1'-8"	2'-8"	0'-4"		
3P05	8	#3	6'-2"	T2	0'-4"	0'-8"	0'-8"	0'-8"	0'-8"	0'-4"		
3P06	8	#3	6'-2"	T2	0'-4"	1'-2"	1'-6"	1'-2"	1'-6"	0'-4"		
3P07	2	#3	8'-11"	T2	0'-4"	1'-6"	2'-6"	1'-6"	2'-6"	0'-4"		
3P08	2	#3	7'-2"	T2	0'-4"	0'-8"	2'-6"	0'-8"	2'-6"	0'-4"		
3P09	2	#3	6'-8"	T2	0'-4"	1'-5"	1'-6"	1'-5"	1'-6"	0'-4"		
3P10	2	#3	9'-8"	T2	0'-4"	1'-9"	2'-9"	1'-9"	2'-9"	0'-4"		
3P11	2	#3	7'-4"	T2	0'-4"	0'-8"	2'-9"	0'-8"	2'-9"	0'-4"		
3P12	2	#3	7'-0"	T2	0'-4"	1'-5"	1'-9"	1'-5"	1'-9"	0'-4"		
8P01	56	#8	16'-10"	3		2'-7"	1'-1"	13'-2"		0'-2"	1'-1"	16'-10"
9P01	14	#9	17'-6"	3		3'-3"	1'-1"	13'-2"		0'-2"	1'-1"	17'-6"



COVER DETAILS	
REF:	1/S5.011
TIES	1 1/2" CLR.

ABBREVIATIONS	
VERTICAL	VERT.
REFERENCE	REF.

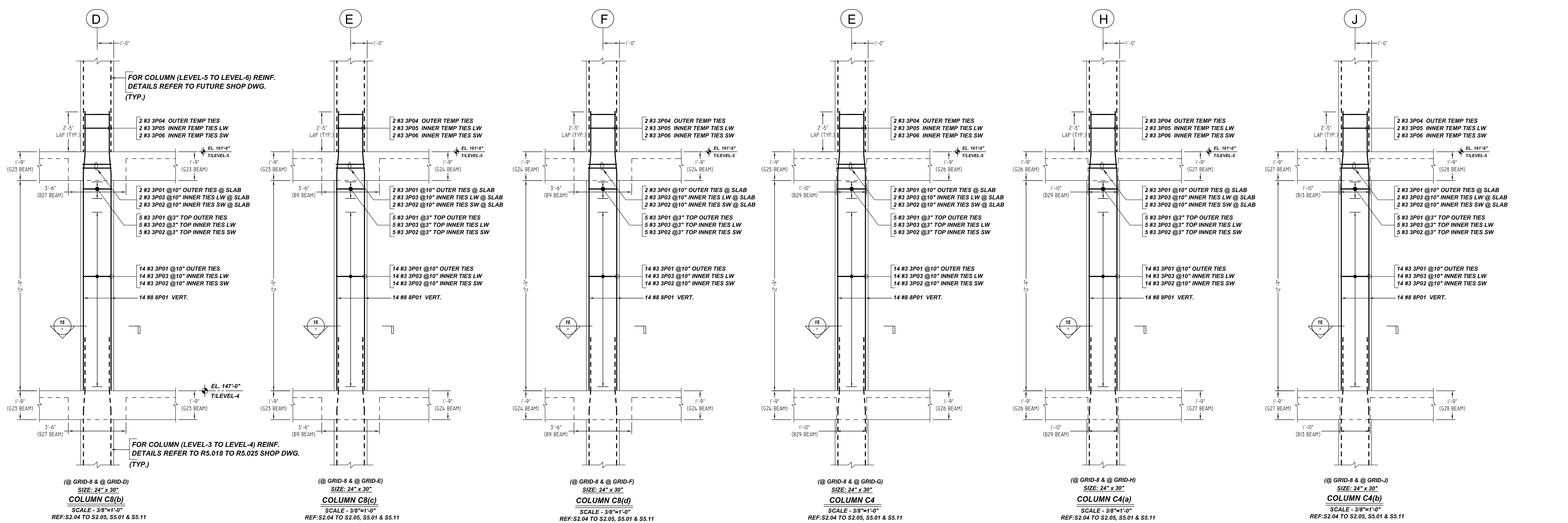


ALL #3 TO #10 BARS IN THIS DRAWING ASTM A615 GRADE 60 BLACK UNCOATED

ALL #11 TO #18 BARS IN THIS DRAWING ASTM A615 GRADE 75 BLACK UNCOATED

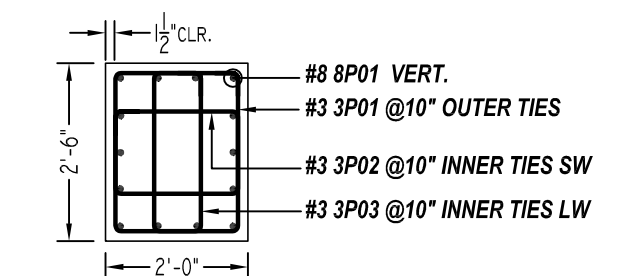
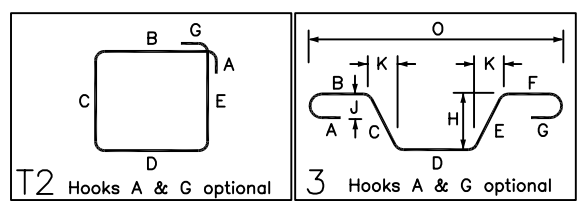
THE PLACING DRAWING IS D'AMBRA'S INTERPRETATION OF THE CONTRACT DRAWINGS. IT IS NOT INTENDED AS A STANDALONE DOCUMENT AND MUST ALWAYS BE USED IN CONJUNCTION WITH THE CONTRACT DRAWINGS.

SHEET TITLE: <b>OFFICE BUILDING-COLUMNS (LEVEL-4 TO LEVEL-5)</b>			
PROJECT: THE STAR PHASE IV - OFFICE & GARAGE			
LOCATION: FRISCO, TX			
CUSTOMER: MANHATTAN CONSTRUCTION COMPANY			
ENGINEER: ---			
DETAILER: BCS		JOB # 21017	SHEET # R5.032
ISS.	BY.	DATE	DESCRIPTION
0	BCS	09/24/21	FOR APPROVAL
1	-	-	-
2	-	-	-
3	-	-	-
4	-	-	-
5	-	-	-



Rebar Number: R5.033 (R60)

Bar Mark	Qty	Size	Total Length	Type	X'	Y'	Z'	X''	Y''	Z''	X'''	Y'''	Z'''
3P01	126	#3	6'-8"	T2	0'-4"	1'-9"	2'-3"	1'-9"	2'-3"	0'-4"			
3P02	126	#3	6'-8"	T2	0'-4"	1'-2"	1'-9"	1'-9"	1'-9"	0'-4"			
3P03	126	#3	6'-8"	T2	0'-4"	0'-8"	2'-3"	0'-8"	2'-3"	0'-4"			
3P04	12	#3	7'-11"	T2	0'-4"	1'-8"	2'-9"	1'-8"	2'-9"	0'-4"			
3P05	12	#3	6'-2"	T2	0'-4"	0'-8"	2'-0"	0'-8"	2'-0"	0'-4"			
3P06	12	#3	6'-2"	T2	0'-4"	1'-2"	1'-6"	1'-2"	1'-6"	0'-4"			
8P01	84	#8	16'-10"	3	2'-7"	1'-1"	13'-2"				0'-2"	1'-1"	16'-10"



**TYPE - C4 & C8 SECTION**  
SCALE - 3/8"=1'-0"  
REF:01D/S5.01

**COVER DETAILS**  
REF: 1/S5.011

TIES	1/2" CLR.
------	-----------

**ABBREVIATIONS**

VERTICAL	VERT.
REFERENCE	REF.

**ALL #3 TO #10 BARS IN THIS DRAWING ASTM A615 GRADE 60 BLACK UNCOATED**

**ALL #11 TO #18 BARS IN THIS DRAWING ASTM A615 GRADE 75 BLACK UNCOATED**

THE PLACING DRAWING IS D'AMBRA'S INTERPRETATION OF THE CONTRACT DRAWINGS. IT IS NOT INTENDED AS A STANDALONE DOCUMENT AND MUST ALWAYS BE USED IN CONJUNCTION WITH THE CONTRACT DRAWINGS.

<b>SHEET TITLE:</b> OFFICE BUILDING-COLUMNS (LEVEL-4 TO LEVEL-5)			
<b>PROJECT:</b> THE STAR PHASE IV - OFFICE & GARAGE			
<b>LOCATION:</b> FRISCO, TX			
<b>CUSTOMER:</b> MANHATTAN CONSTRUCTION COMPANY			
<b>ENGINEER:</b> ---			
<b>DETAILER:</b> BCS		<b>JOB #</b> 21017	<b>SHEET #</b> R5.033

ISS.	BY.	DATE	DESCRIPTION
0	BCS	09/24/21	FOR APPROVAL
1	-	-	-
2	-	-	-
3	-	-	-
4	-	-	-
5	-	-	-