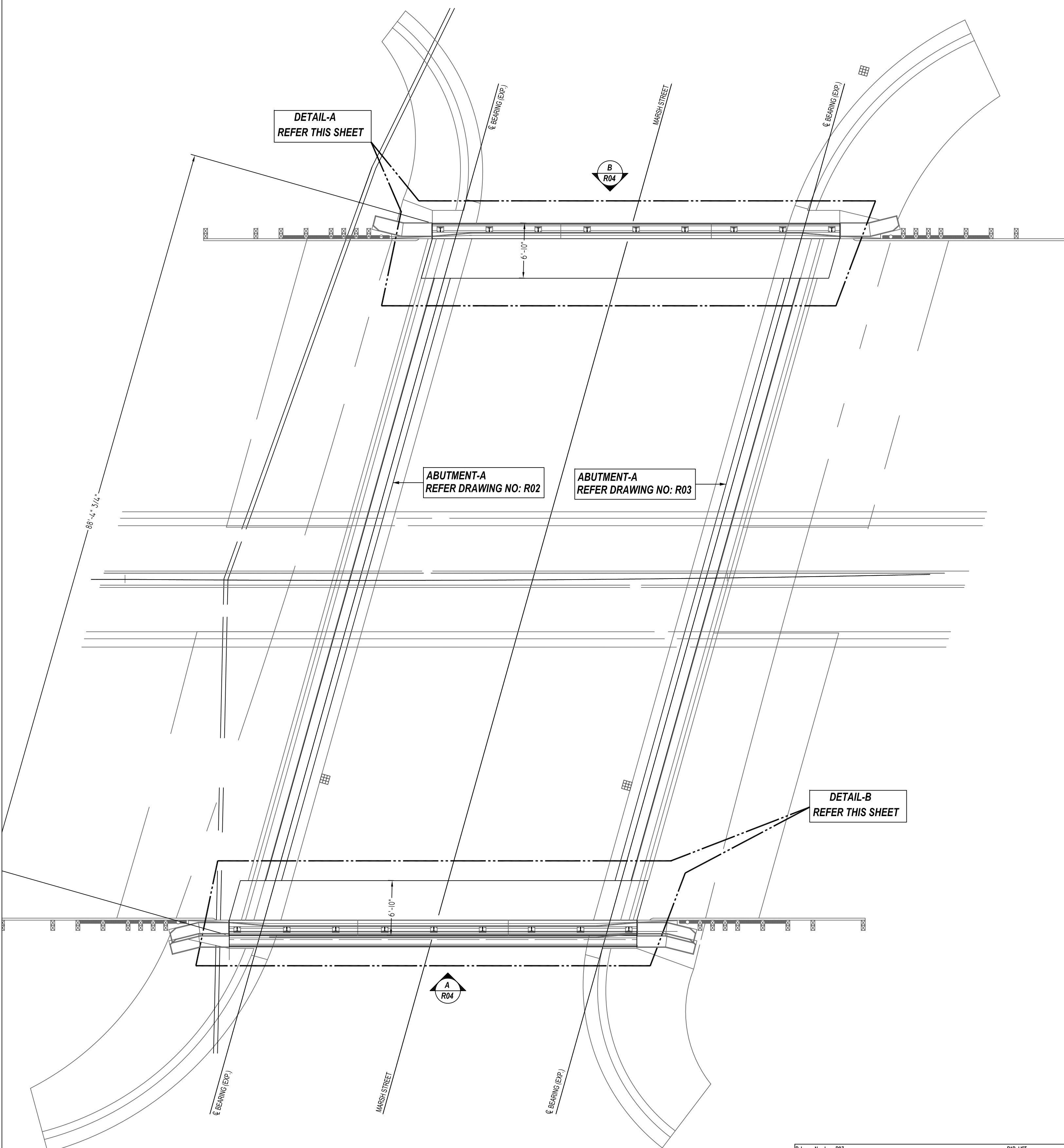


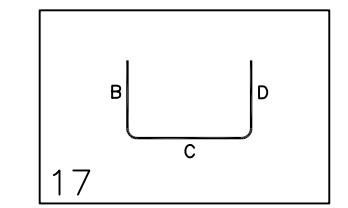
**NOTICE**  
 SHORTAGES, IMPROPER FABRICATION OR CLAIMS FOR ANY OTHER REASON MUST BE REPORTED TO THIS COMPANY WITHIN 10 DAYS FROM ORIGINAL DELIVERY. THIS COMPANY ALSO RESERVES THE RIGHT TO FIELD INSPECT MATERIALS PRIOR TO REPLACEMENT OR RECONDITIONING OF MATERIALS AND WILL NOT BE LIABLE FOR CHARGES FROM WORK DONE IN THE FIELD WITHOUT PRIOR AUTHORIZATION FROM THIS COMPANY.

REINFORCING STEEL PLACING DRAWING ONLY. USE IN CONJUNCTION WITH CONTRACT DRAWINGS & SPECIFICATIONS. ELEVATIONS & DIMENSIONS SHOWN ON DRAWING ARE FOR DETAILING PURPOSES ONLY AND SHOULD NOT BE USED FOR CONSTRUCTION UNLESS VERIFIED BY ENGINEER OR CONTRACTOR.

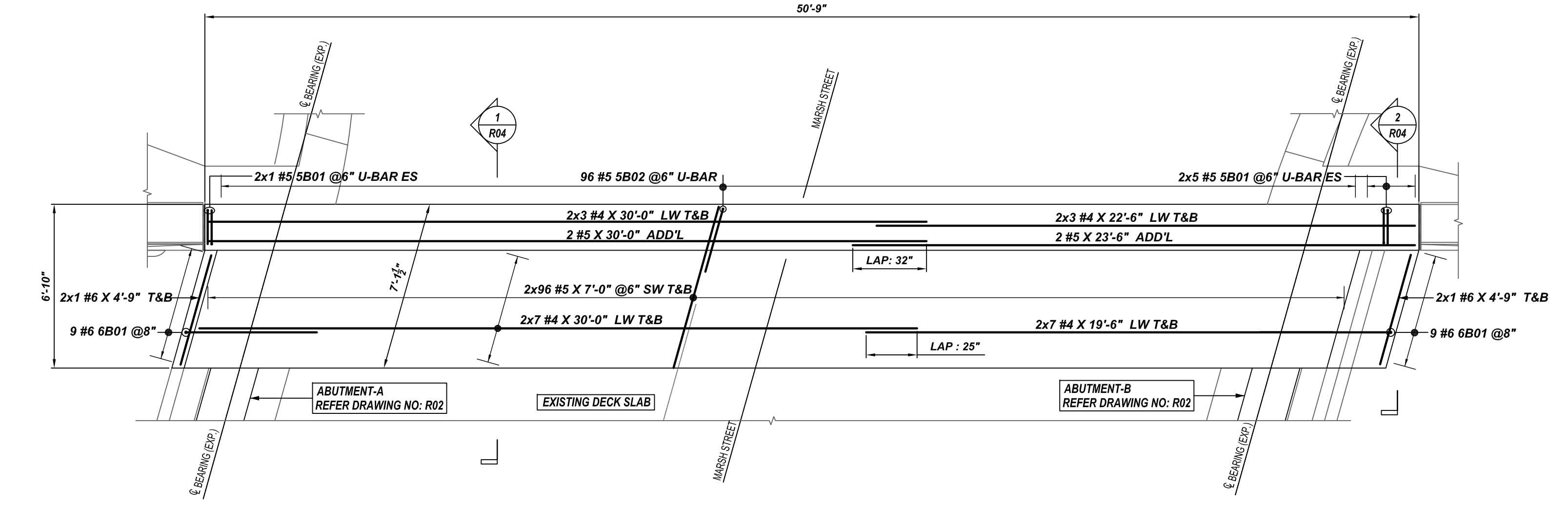


**BRIDGE PLAN**  
 SDR-G-05-022 - SHEET 1  
 SCALE: 1/8"=1'-0"

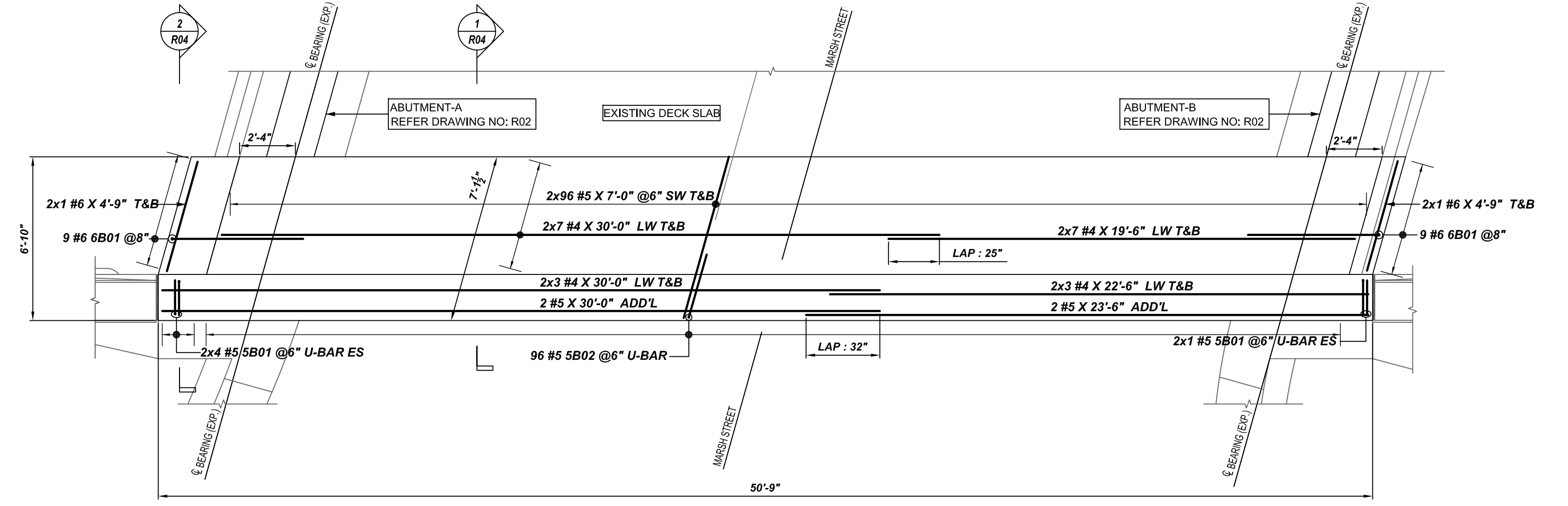
Bar Mark	Qty	Size	Total Length	Type	X	Y	Z	W	V	U	T	S	R	Q	P	O	N	M	L	K	J	I	H	G	F	E	D	C	B	A
5801	221	#5	3'-3 1/2"	17				1'-5 1/2"	0'-5"	1'-5 1/2"																				
5802	192	#5	4'-5 1/2"	17				1'-3"	0'-5"	1'-3"																				
6801	36	#6	9'-0"	17				3'-0"	0'-6"	3'-0"																				



LOCATION	MIN. COVER
DECK SLAB	BOT (1 1/2" CLR) TOP (1" CLR) SIDE (2" CLR)
BARRIER WALL	TOP & SIDE (2" CLR)



**DETAIL-A**  
 (SHOWING DECK SLAB REINFORCEMENT DETAILS)  
 SCALE: 1/4"=1'-0"  
 ALL REINFORCEMENT ARE EPOXY



**DETAIL-B**  
 (SHOWING DECK SLAB REINFORCEMENT DETAILS)  
 SCALE: 1/4"=1'-0"  
 ALL REINFORCEMENT ARE EPOXY

**REBAR GRADE 60 ASTM A-615**

SPLICES USED		ABBREVIATIONS		BAR MARK SIZE EQUIVALENT	
<b>CLASS B 4,000 psi UNO</b>		ADD. = Additional	B.O.W. = Bottom of wall	Imperial Soft Metric	
TOP BARS	OTHER BARS	C.B. = Core Bars	DIA.G. = Diagonal	#3	#10
#3 -	#3 -	D.O. = Door Opening	D.W.L.S. = Dowels	#4	#13
#4 -	#4 -	E.F. = Each Face	E.S. = Each Side	#5	#16
#5 -	#5 -	E.W. = Each Way	FTG. = Footing	#6	#19
#6 -	#6 -	F.F. = Far Face	HORIZ. = Horizontal	#7	#22
#7 -	#7 -	I.F. = Inside Face	INTERS. = Intersection	#8	#25
#8 -	#8 -	L.W. = Long Way	N.F. = Near Face	#9	#29
#9 -	#9 -	O.F. = Outside Face	S.W. = Short Way	#10	#32
#10 -	#10 -	T&B = Top & Bottom	T.O.W. = Top of Wall	#11	#36
#11 -	#11 -	Trans. = Transverse	VERT. = Vertical		
#14 -	#14 -				

**MADOT - CONCORD STREET BRIDGE**  
 BRIDGE REINFORCEMENT DETAILS  
**GLOUCESTER, MA**

CUSTOMER: NEW ENGLAND INFRASTRUCTURE  
 DESIGNER: -

REV NO	DATE	APPROVAL	SENT FOR	REV NO	DATE	SENT FOR	DRAWN BY	DATE	JOB NO	SHEET NO.
0	08.17.21	APPROVAL					SS	08.17.21	M921P895	R03

