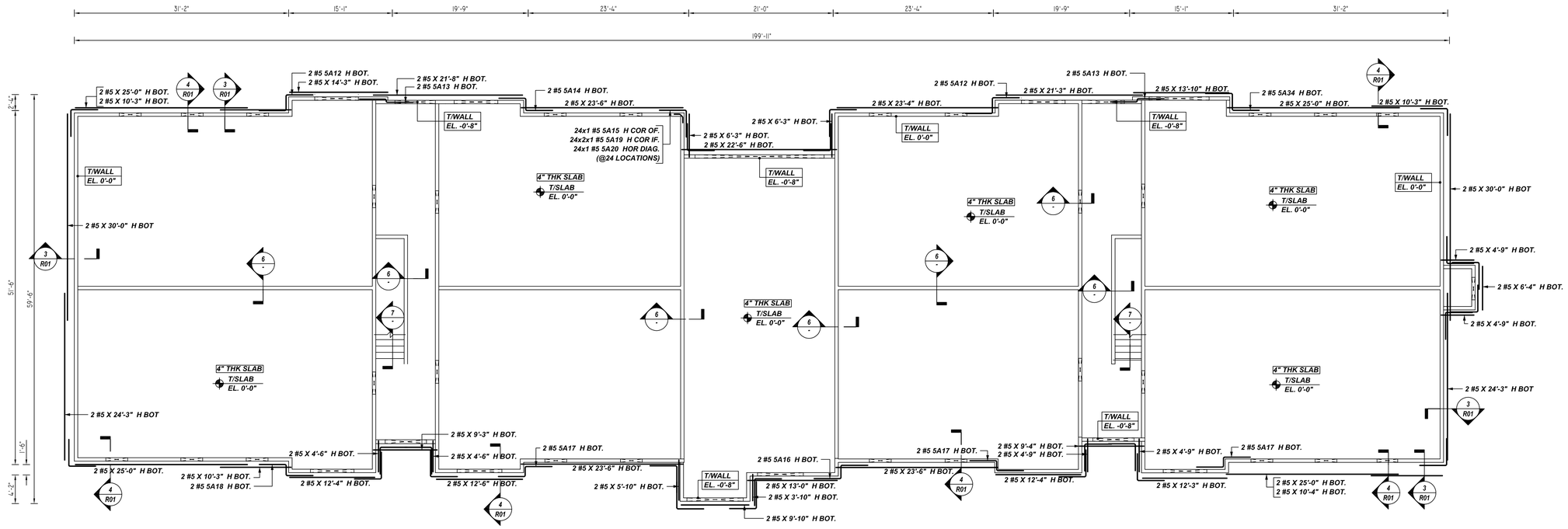

(WALL BOTTOM HORIZONTAL REINFORCEMENT DETAILS)

BUILDING -1 WALL REINFORCEMENT DETAILS

REF:S1.01 & S3.01
SCALE: 1/8" = 1'-0"

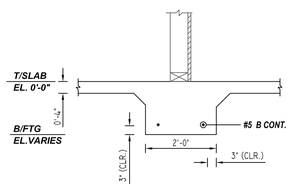

6 SECTION

REF:2/S3.01
SCALE:1/2" = 1'-0"

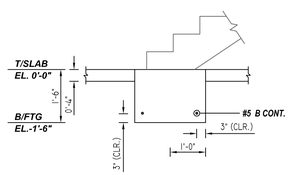

7 SECTION

REF:3/S3.01
SCALE:1/2" = 1'-0"

Release Number: R02 — BENDING DETAILS

Bar Mark	Qty	Size	Total Length	Type	'A'	'B'	'C'	'D'	'E'	'F'	'G'	'H'	'J'	'K'	'O'	'R'
5A12	4	#5	10'-2"	20		3'-11"	2'-4"	3'-11"								
5A13	4	#5	8'-4"	20		3'-11"	0'-6"	3'-11"								
5A14	2	#5	9'-8"	20		3'-11"	1'-10"	3'-11"								
5A15	24	#5	7'-10"	17		3'-11"	3'-11"									
5A16	2	#5	9'-10"	20		3'-11"	2'-0"	3'-11"								
5A17	6	#5	9'-4"	20		3'-11"	1'-6"	3'-11"								
5A18	2	#5	9'-6"	20		3'-11"	1'-8"	3'-11"								
5A19	48	#5	4'-9"	2	0'-10"	3'-11"										
5A20	24	#5	2'-3"	14	0'-10"	0'-7"	0'-10"					0'-5"		0'-5"	1'-3"	
5A34	2	#5	10'-4"	20		3'-11"	2'-6"	3'-11"								

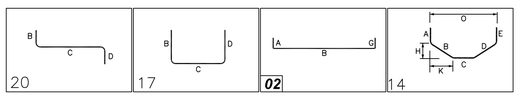

LAP SCHEDULE

3000 PSI (CLASS-B) CASE - 1
Per ACI :318 (12.2.2)

BAR#	LENGTHS TOP	LENGTHS OTHERS
#3	2'-4"	1'-10"
#4	3'-1"	2'-5"
#5	3'-11"	3'-0"
#6	4'-8"	3'-7"
#7	6'-9"	5'-3"
#8	7'-9"	6'-0"
#9	8'-9"	6'-9"
#10	9'-10"	7'-7"
#11	10'-11"	8'-5"

ALL TOP BARS ARE DEFINED AS HORIZ BARS WITH MORE THAN 12" OF CONCRETE BELOW BARS.

TYPICAL REINFORCING BAR CLEARANCE TABLE	
LOCATION	MIN. COVER
FOOTING BOTTOM	3" CLR
SLAB EDGE	2" CLR
WALL	2" CLR

REINFORCING STEEL PLACING DRAWING ONLY. USE IN CONJUNCTION WITH CONTRACT DRAWINGS & SPECIFICATIONS. ELEVATIONS & DIMENSIONS SHOWN ON THIS DRAWING ARE FOR DETAILING PURPOSES ONLY AND SHOULD NOT BE USED FOR CONSTRUCTION UNLESS VERIFIED BY ENGINEER OR CONTRACTOR.
ALL REINFORCING ASTM. A615 GRADE 60

0	11/16/22	FOR APPROVAL
	DATE	SENT FOR

FOR APPROVAL

REV. NO	DATE	DESCRIPTION
△	-	-

Structure	SPRING VALLEY APARTMENTS
Location	MOLINE, IL
Architect	HOOKER DEJONG INC
Engineer	A.V.SCHWAN & ASSOCIATES
Customer	GOETZ CONCRETE

Made by:	Date:	CONTRACT NO.
MET	11/16/22	22-02-125

DRAWING COVERS	DRAWING NO.
BUILDING-1 WALL BOTTOM REINFORCEMENT DETAILS	R02