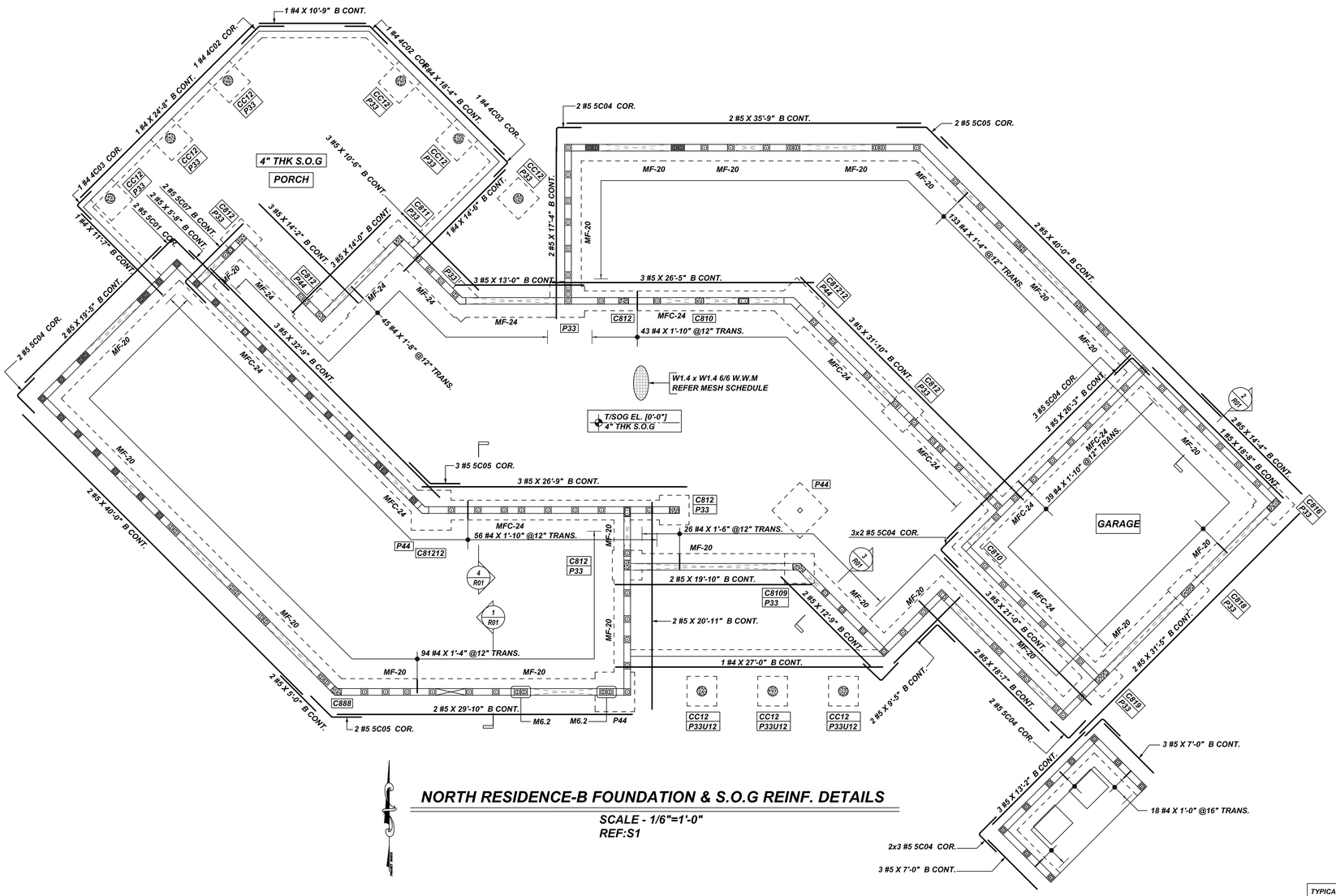

NORTH RESIDENCE-B FOUNDATION & S.O.G REINF. DETAILS

SCALE - 1/6"=1'-0"
REF:S1

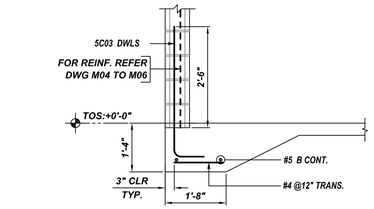

1 SECTION
REF:2/S-1

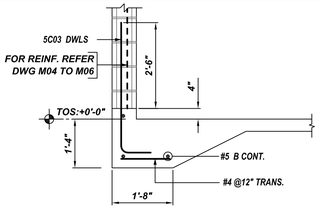

2 SECTION
REF:3/S-1
SCALE-1/2"=1'-0"

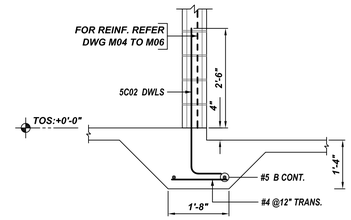

3 SECTION
REF:4/S-1
SCALE-1/2"=1'-0"

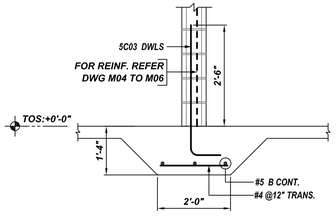

4 SECTION
REF:4/S-1
SCALE-1/2"=1'-0"

Release Number: R02				BENDING DETAILS													
Bar Mark	Qty	Size	Total Length	Type	'A'	'B'	'C'	'D'	'E'	'F'	'G'	'H'	'J'	'K'	'L'	'X'	'Y'
3001	6	ß3	14'-10 K"	17	0'-4"	0'-5"	0'-7"	0'-4 K"	0'-5"		0'-4"	0'-5"		0'-1 K"			
3002	12	ß3	37'-9"	17	0'-4"	0'-5"	0'-11"	0'-4 K"	0'-9"		0'-4"	0'-5"		0'-1 K"			
3003	6	ß3	15'-10 K"	17	0'-4"	0'-5"	0'-8"	0'-4 K"	0'-8"		0'-4"	0'-5"		0'-1 K"			
3004	3	ß3	12'-6"	T1	0'-4"	0'-5"	1'-4"	0'-5"	1'-4"		0'-4"						
3005	3	ß3	12'-0"	T1	0'-4"	0'-5"	1'-3"	0'-5"	1'-3"		0'-4"						
3006	3	ß3	11'-0"	T1	0'-4"	0'-5"	1'-1"	0'-5"	1'-1"		0'-4"						
3007	18	ß3	54'-0"	T1	0'-4"	0'-5"	0'-9"	0'-5"	0'-9"		0'-4"						
3008	27	ß3	90'-6 K"	T3			2'-4 K"				1'-0"					0'-9"	
3009	3	ß3	8'-6"	T1	0'-4"	0'-5"	0'-8"	0'-5"	0'-8"		0'-4"						
3210	6	ß3	16'-0"	T1	0'-4"	0'-5"	0'-7"	0'-5"	0'-7"		0'-4"						
4001	9	ß4	33'-9"	2	0'-8"	3'-1"											
4002	2	ß4	9'-11 K"	3		2'-6"	2'-5 K"					1'-9 K"		1'-8 K"	4'-2 K"		
4003	2	ß4	8'-0"	17		2'-0"	2'-0"										
5001	2	ß5	12'-0"	17		3'-0"	3'-0"										
5002	4	ß5	19'-4"	2	0'-10"	4'-0"											
5003	171	ß5	765'-3"	2	0'-10"	3'-7"											
5004	21	ß5	105'-0"	17		2'-6"	2'-6"										
5035	7	ß5	41'-10 K"	3		3'-0"	2'-11 K"					2'-1 K"		2'-1"	5'-1"		
5006	72	ß5	366'-0"	2	0'-10"	4'-3"											
5007	2	ß5	22'-8"	17		3'-0"	8'-4"										
6001	14	ß6	71'-2"	2	1'-0"	4'-1"											
6002	40	ß6	226'-8"	2	1'-0"	4'-8"											

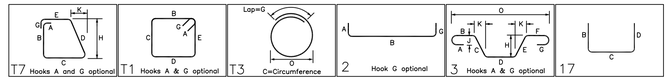

SPREAD FOOTING SCHEDULE

MARK	QTY	SIZE (LxBxD)	REINFORCING	REMARK
P33U12	3	3'-0"x3'-0"x12"	3x4 #5 X 2'-6" T&B EW	
P33	17	3'-0"x3'-0"x12"	17x4 #5 X 2'-6" BOT. EW	
P44	5	4'-0"x4'-0"x12"	5x4 #5 X 3'-6" BOT. LW 5x5 #5 X 3'-6" BOT. SW	

CMU DOWEL REINFORCEMENT DETAILS

NO.	MARK AND SHAPE	REINFORCEMENT
1	M5	115 #5 5C03 DWLS
2	M5 (a)	4 #5 5C02 DWLS
3	M5.2	28x2 #5 5C03 DWLS
4	M6.2	4x2 #6 6C01 DWLS
5	M812	3x2 #6 6C01 DWLS
6	M4	9 #4 4C01 DWLS

TYPICAL BAR CLEARANCE TABLE
FOOTING:-
BOTTOM : 3"
SIDE : 3"
COLUMN:-
TIES : 1 1/2"

FOR FOOTING REINFORCEMENT DETAILS REFER DRAWINGS R02
FOR SLAB ON GRADE REINFORCEMENT DETAILS REFER DRAWINGS R02
FOR CMU WALL DOWEL REINFORCEMENT DETAILS REFER DRAWINGS R02
FOR CMU WALL REINFORCEMENT DETAILS REFER DRAWINGS M04 TO M06

MESH DETAILS

ELEMENT	MESH SIZE	SHEETS	AREA	REMARK
4" THK SLAB ON GRADE	W1.4 x W1.4 6/6 W.W.M	40	5450 SQ.FT	8'-0 X 20'-0"SHEET SIZE (15% LAP ADDED)

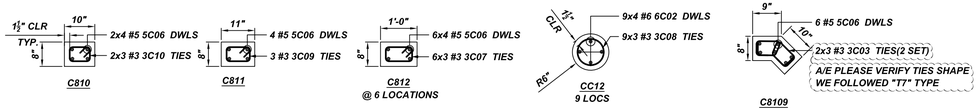

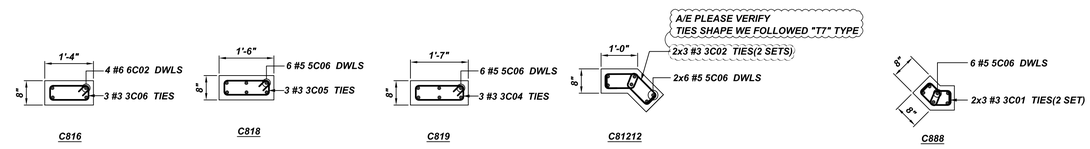

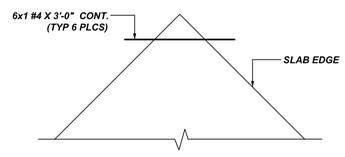

CRACK CONTROL REINF. DETAIL

SCALE - 1/2"=1'-0"
REF:S1
(TYP 6 PLCS)

REBAR GRADE 60 ASTM A-615

SPLICES USED

CLASS B 3,000 psi UNO

TOP BARS		OTHER BARS	
#3	28"	#3	22"
#4	38"	#4	29"
#5	47"	#5	36"
#6	56"	#6	43"
#7	82"	#7	63"
#8	93"	#8	73"
#9		#9	
#10		#10	
#11		#11	
#14		#14	

ABBREVIATIONS

ADD. = Additional
B.O.W. = Bottom of wall
C.B. = Corner Bars
DIAG. = Diagonal
D.O. = Door Opening
DWLS. = Dowels
E.F. = Each Face
E.S. = Each Side
E.W. = Each Way
FTG. = Footing
F.F. = Far Face
HORIZ. = Horizontal
I.F. = Inside Face
INTERS= Intersection
L.W. = long Way
N.F. = Near Face
O.F. = Outside Face
S.W. = Short Way
T&B = Top & Bottom
T.O.W. = Top of Wall
Trans. = Transverse
VERT. = Vertical

BAR MARK SIZE EQUIVALENT

Imperial	Soft Metric
#3	#10
#4	#13
#5	#16
#6	#19
#7	#22
#8	#25
#9	#29
#10	#32
#11	#36

REV NO	DATE	SENT FOR	REV NO	DATE	SENT FOR
0	12.05.22	APPROVAL			

JAFCO RESIDENCE

NORTH RESIDENCE-B FOUNDATION AND S.O.G REINF. DETAILS

SUNRISE, FLORIDA

CUSTOMER: -

DESIGNER: -

DRAWN BY	DATE	JOB NO	SHEET NO.
GOW / MET	12.05.22	-	R02