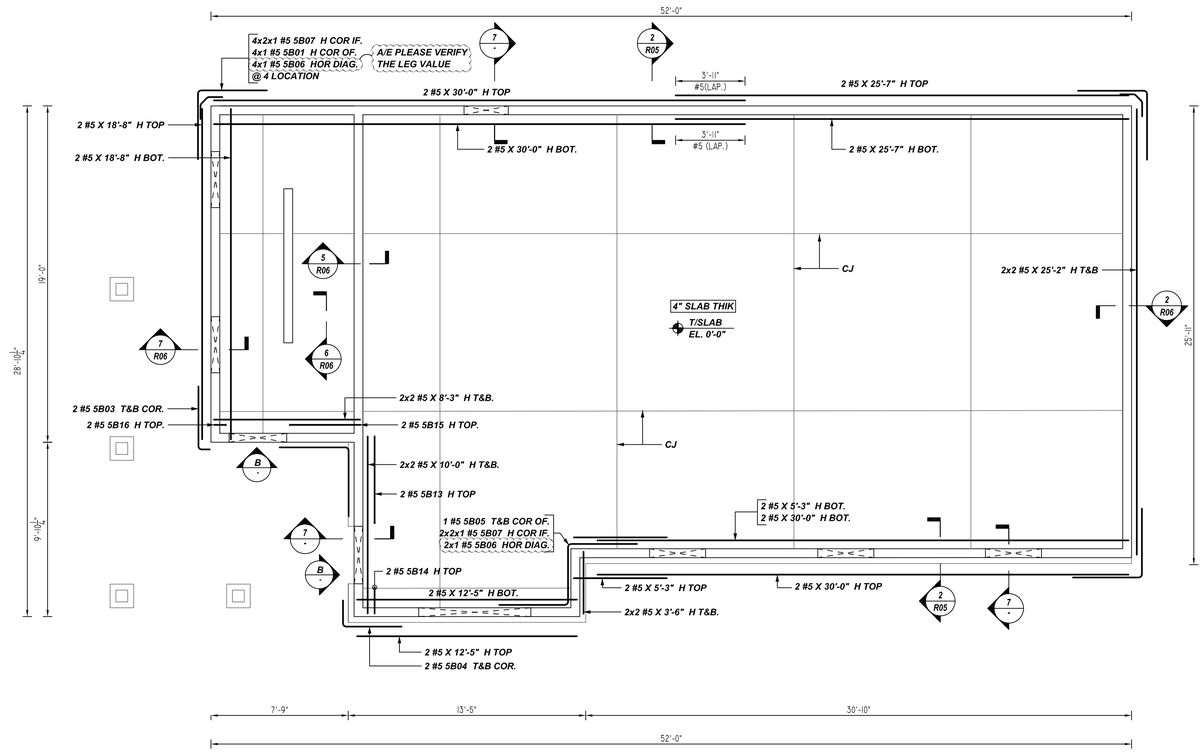


## BUILDING-2 STEM WALL REINFORCEMENT DETAILS

REF:S1.04
SCALE: 1/4" = 1'-0"

| Release Number: R06 | | | | | BENDING DETAILS | | | | | | | | | | | | |
|---|---|---|---|---|---|---|---|---|---|---|---|---|---|---|---|---|---|
| Bar Mark | Qty | Size | Total Length | Type | 'A' | 'B' | 'C' | 'D' | 'E' | 'F' | 'G' | 'H' | 'J' | 'K' | 'O' | 'R' |
| 5801 | 4 | #5 | 7'-10" | 17 | | 3'-11" | 3'-11" | | | | | | | | | |
| 5803 | 2 | #5 | 4'-3" | 17 | | 3'-7" | 0'-8" | | | | | | | | | |
| 5804 | 2 | #5 | 4'-10" | 17 | | 1'-6" | 3'-4" | | | | | | | | | |
| 5805 | 1 | #5 | 11'-4" | 20 | | 3'-11" | 3'-5" | 3'-11" | | | | | | | | |
| 5806 | 6 | #5 | 2'-3" | 14 | 0'-10" | 0'-7" | 0'-10" | | | | | 0'-5" | | 0'-5" | 1'-3" | |
| 5807 | 12 | #5 | 4'-9" | 2 | 0'-10" | 3'-11" | | | | | | | | | | |
| 5813 | 2 | #5 | 5'-11" | 17 | | 1'-0" | 4'-11" | | | | | | | | | |
| 5814 | 2 | #5 | 2'-8" | 17 | | 1'-0" | 1'-8" | | | | | | | | | |
| 5815 | 2 | #5 | 5'-0" | 17 | | 1'-0" | 4'-0" | | | | | | | | | |
| 5816 | 2 | #5 | 1'-8" | 17 | | 1'-0" | 0'-8" | | | | | | | | | |

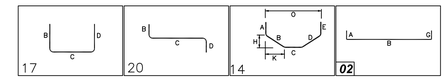


## LAP SCHEDULE

3000 PSI (CLASS-B) CASE - 1
Per ACI :318 (12.2.2)

| | LENGTHS | |
|---|---|---|
| BAR# | TOP | OTHERS |
| #3 | 2'-4" | 1'-10" |
| #4 | 3'-1" | 2'-5" |
| #5 | 3'-11" | 3'-0" |
| #6 | 4'-8" | 3'-7" |
| #7 | 6'-9" | 5'-3" |
| #8 | 7'-9" | 6'-0" |
| #9 | 8'-9" | 6'-9" |
| #10 | 9'-10" | 7'-7" |
| #11 | 10'-11" | 8'-5" |

ALL TOP BARS ARE DEFINED AS HORIZ BARS WITH MORE THAN 12" OF CONCRETE BELOW BARS.

| TYPICAL REINFORCING BAR CLEARANCE TABLE | |
|---|---|
| LOCATION | MIN. COVER |
| WALL EDGE | 2" CLR |

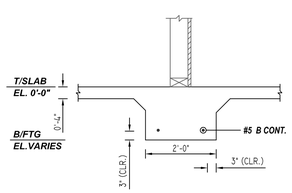


5 SECTION
REF:2/S3.01
SCALE:1/2" = 1'-0"

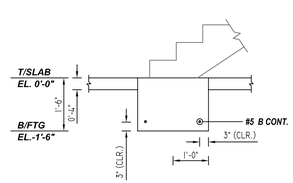


6 SECTION
REF:3/S3.01
SCALE:1/2" = 1'-0"

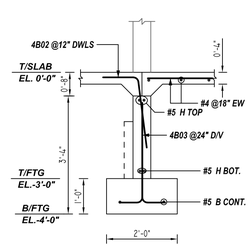


7 SECTION
REF:6/S3.01
SCALE:1/2" = 1'-0"

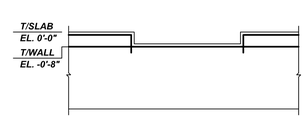


B ELEVATION
REF: -
SCALE: 1/2" = 1'-0"

REINFORCING STEEL PLACING DRAWING ONLY. USE IN CONJUNCTION WITH CONTRACT DRAWINGS & SPECIFICATIONS. ELEVATIONS & DIMENSIONS SHOWN ON THIS DRAWING ARE FOR DETAILING PURPOSES ONLY AND SHOULD NOT BE USED FOR CONSTRUCTION UNLESS VERIFIED BY ENGINEER OR CONTRACTOR.
ALL REINFORCING ASTM. A615 GRADE 60

| | | |
|---|---|---|
| 0 | 11/16/2022 | FOR APPROVAL |
| | DATE | SENT FOR |

FOR APPROVAL

| | | |
|---|---|---|
| △ | - | - |
| REV. NO | DATE | DESCRIPTION |

| | |
|---|---|
| Structure | SPRING VALLEY APARTMENTS |
| Location | MOLINE, IL |
| Architect | HOOKER DEJONG INC |
| Engineer | A.V.SCHWAN & ASSOCIATES |
| Customer | GOETZ CONCRETE |

| Made by: | Date: | CONTRACT NO. |
|---|---|---|
| MET | 11/16/2022 | 22-02-125 |
| DRAWING COVERS | | DRAWING NO. |
| BUILDING-2 STEM WALL REINFORCEMENT DETAILS | | R06 |