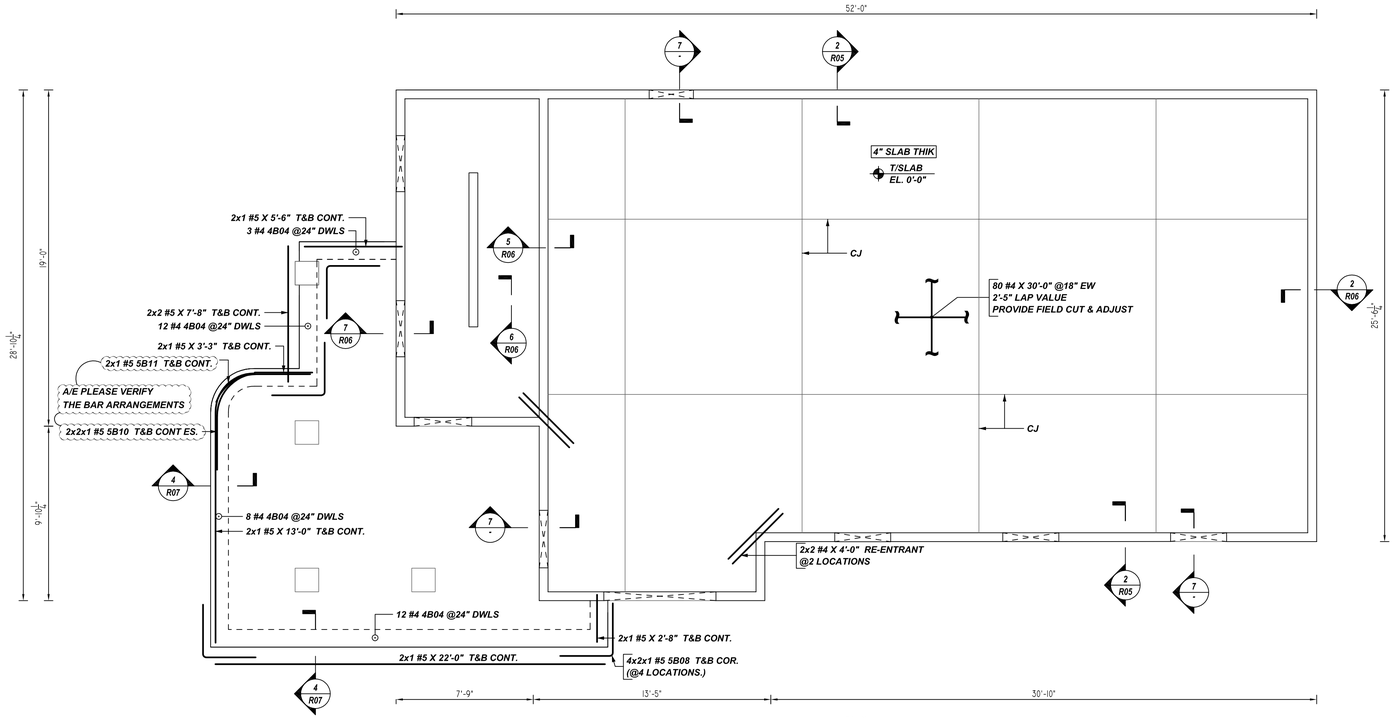

BUILDING -2 SLAB ON GRADE REINFORCEMENT DETAILS

REF:S1.04
SCALE: 1/4" = 1'-0"

Release Number: R07					BENDING DETAILS												
Bar Mark	Qty	Size	Total Length	Type	'A'	'B'	'C'	'D'	'E'	'F'	'G'	'H'	'J'	'K'	'O'	'X'
4B04	35	#4	4'-1"	17		3'-0"	1'-1"									
5B08	8	#5	6'-0"	17		3'-0"	3'-0"									
5B10	4	#5	5'-11 3/4"	13			2'-11"	3'-0 3/4"				1'-7"			5'-3 3/4"	2'-5 3/4"
5B11	2	#5	3'-5 3/4"	9		3'-5 3/4"						0'-8 3/4"			3'-1 3/4"	2'-2 3/4"

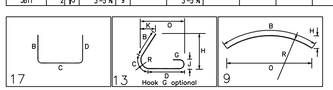

LAP SCHEDULE

3000 PSI (CLASS-B) CASE - 1
Per ACI :318 (12.2.2)

BAR#	LENGTHS TOP	LENGTHS OTHERS
#3	2'-4"	1'-10"
#4	3'-1"	2'-5"
#5	3'-11"	3'-0"
#6	4'-8"	3'-7"
#7	6'-9"	5'-3"
#8	7'-9"	6'-0"
#9	8'-9"	6'-9"
#10	9'-10"	7'-7"
#11	10'-11"	8'-5"

ALL TOP BARS ARE DEFINED AS HORIZ BARS WITH MORE THAN 12" OF CONCRETE BELOW BARS.

ACCESSORIES DETAILS

S. NO	ELEMENT	DESCRIPTION	PCS	LFT	REMARK
1	4" THK SOG	2" HT SB @4'-0" C/C	-	370	FOR MESH SUPPORT (@ BOTTOM)

TYPICAL REINFORCING BAR CLEARANCE TABLE	
LOCATION	MIN. COVER
SLAB TOP	1-1/2" CLR
SLAB EDGE	2" CLR

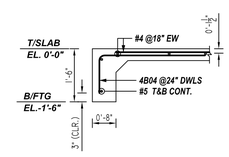

4 SECTION

REF:7/S3.01
SCALE:1/2" = 1'-0"

REINFORCING STEEL PLACING DRAWING ONLY. USE IN CONJUNCTION WITH CONTRACT DRAWINGS & SPECIFICATIONS. ELEVATIONS & DIMENSIONS SHOWN ON THIS DRAWING ARE FOR DETAILING PURPOSES ONLY AND SHOULD NOT BE USED FOR CONSTRUCTION UNLESS VERIFIED BY ENGINEER OR CONTRACTOR.
ALL REINFORCING ASTM. A615 GRADE 60

REV. NO.	DATE	DESCRIPTION
0	11/16/2022	FOR APPROVAL
	DATE	SENT FOR

FOR APPROVAL

REV. NO.	DATE	DESCRIPTION
0	-	-

Structure	SPRING VALLEY APARTMENTS
Location	MOLINE, IL
Architect	HOOKER DEJONG INC
Engineer	A.V.SCHWAN & ASSOCIATES
Customer	GOETZ CONCRETE

Made by:	Date:	CONTRACT NO.
MET	11/16/2022	22-02-125

DRAWING COVERS: BUILDING -2 SLAB ON GRADE REINFORCEMENT DETAILS

DRAWING NO. R07