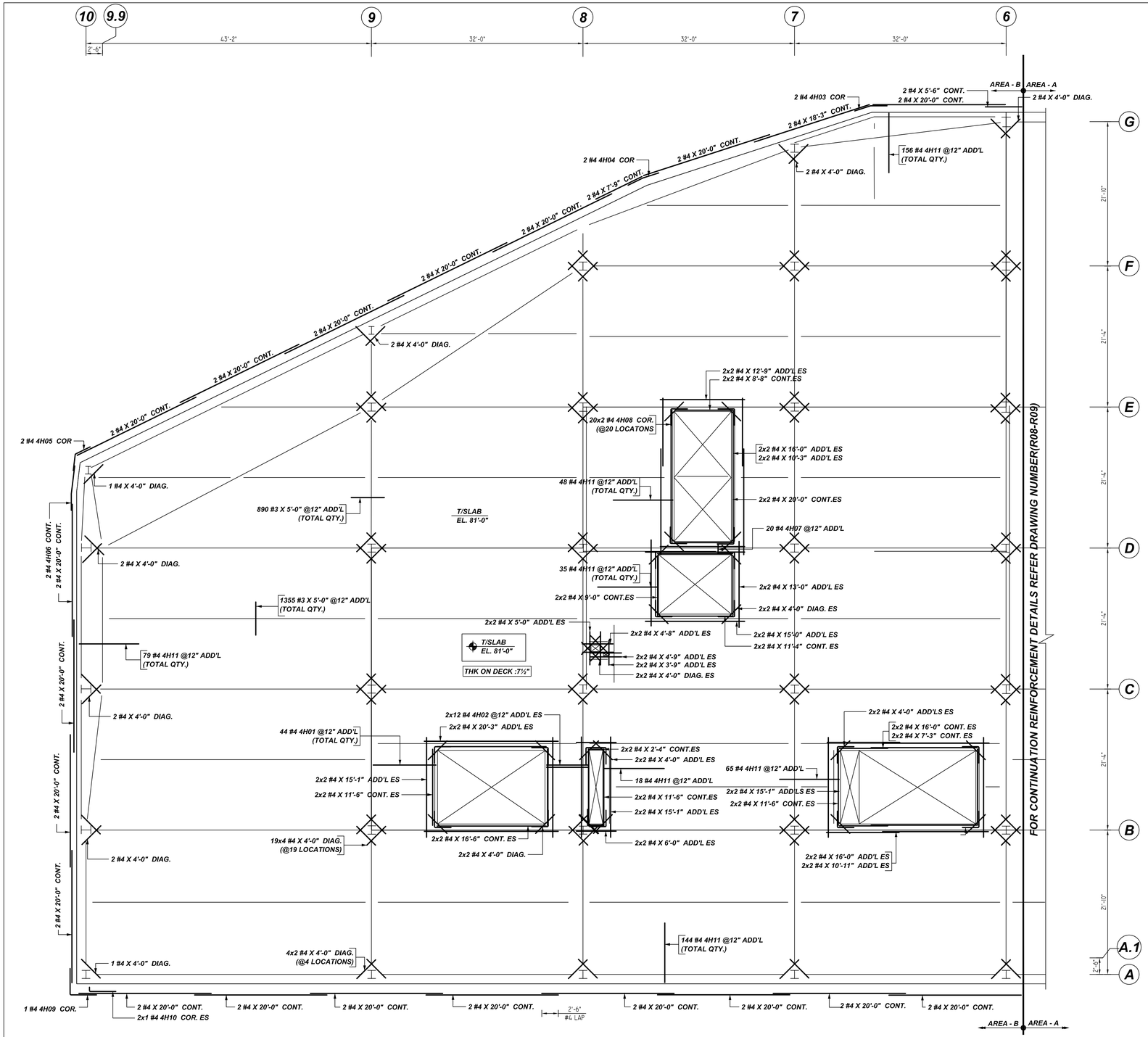

LEVEL-4 AREA-B SLAB ON DECK REINFORCEMENT DETAILS

REF:S2.2.4B
SCALE: 1/8" = 1'-0"

A/E PLEASE VERIFY FIELD CUT AND BAR ARRANGEMENT DETAILS (TYP.)

NOTICE

SHORTAGES, IMPROPER FABRICATION OR CLAIMS FOR ANY OTHER REASON MUST BE REPORTED TO THIS COMPANY WITHIN 10 DAYS FROM ORIGINAL DELIVERY. THIS COMPANY ALSO RESERVES THE RIGHT TO FIELD INSPECT MATERAILS PRIOR TO REPLACEMENT OR RECONDITIONING OF MATERIALS AND WILL NOT BE LIABLE FOR CHARGES FROM WORK DONE IN THE FIELD WITHOUT PRIOR AUTHORIZATION FROM THIS COMPANY.

REINFORCING STEEL PLACING DRAWING ONLY.USE IN CONJUCTION WITH CONTRACT DRAWINGS & SPECIFICATIONS. ELEVATIONS & DIMENSIONS SHOWN ON DRAWING ARE FOR DETAILING PURPOSES ONLY AND SHOULD NOT BE USED FOR CONSTRUCTION UNLESS VERIFIED BY ENGINEER OR CONTRACTOR.

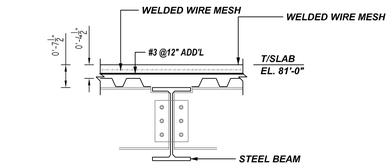

(DECK PARALLEL & PERPENDICULAR TO COMPOSITE BEAM & GIRDER)

1 SECTION
REF:S2.2.2A
SCALE: 1/2" = 1'-0"

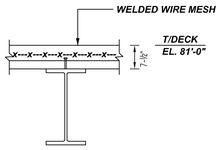

2 SECTION
REF:S4.0.1
SCALE: 1/2" = 1'-0"

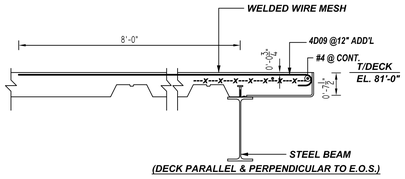

(DECK PARALLEL & PERPENDICULAR TO E.O.S.)

3 SECTION
REF:S4.0.1
SCALE: 1/2" = 1'-0"

LAP SCHEDULE

4000 PSI (CLASS-B) CASE - 1
Per ACI :318 (12.2.2)

	LENGTHS	
BAR#	TOP	OTHERS
#3	2'-0"	1'-7"
#4	2'-8"	2'-1"
#5	3'-4"	2'-7"
#6	4'-0"	3'-1"
#7	5'-10"	4'-6"
#8	6'-8"	5'-2"
#9	7'-7"	5'-10"
#10	8'-6"	6'-7"
#11	9'-5"	7'-3"

ALL TOP BARS ARE DEFINED AS HORIZ BARS WITH MORE THAN 12" OF CONCRETE BELOW BARS.

A/E PLEASE VERIFY LAP VALUE(TYP.)

Release Number: R10 — BENDING DETAILS

Bar Mark	Qty	Size	Total Length	Type	'A'	'B'	'C'	'D'	'E'	'F'	'G'	'H'	'J'	'K'	'O'	'R'
4H01	44	#4	10'-0"	1	0'-8"	9'-6"							0'-4"			
4H02	24	#4	6'-10"	1	0'-8"	6'-4"							0'-4"			
4H03	2	#4	4'-11 ¼"	3		2'-6"	2'-5 ¾"					0'-9 ¾"		2'-4 ¼"	4'-10 ¾"	
4H04	2	#4	4'-11 ¼"	3		2'-6"	2'-5 ¾"					0'-4 ¾"		2'-5 ¾"	4'-11 ¾"	
4H05	2	#4	4'-11 ¼"	3		2'-6"	2'-5 ¾"					2'-1 ¾"		1'-3 ¾"	3'-9 ¾"	
4H06	2	#4	6'-8 ¾"	3		4'-3"	2'-5 ¾"					0'-4"		2'-5 ¾"	6'-8 ¾"	
4H07	20	#4	2'-4"	1	0'-8"	1'-4"					0'-8"		0'-4"			
4H08	40	#4	5'-0"	17		2'-6"	2'-6"									
4H09	1	#4	8'-0"	17		4'-0"	4'-0"									
4H10	2	#4	4'-8"	2	0'-8"	4'-0"										
4H11	545	#4	9'-6"	1	0'-8"	9'-0"							0'-4"			

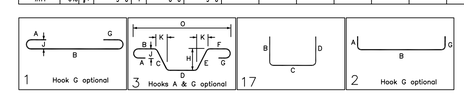

TYPICAL REINFORCING BAR CLEARANCE TABLE	
LOCATION	MIN. COVER
SLAB TOP & BOTTOM	2" CLR
SLAB EDGE	2" CLR

ALL BARS IN THIS DRAWING ASTM A615 GRADE 60 BLACK UNCOATED

REBAR GRADE 60 ASTM A-615

SPLICES USED

CLASS B 4,000 psi UNO

TOP BARS		OTHER BARS	
#3	-	#3	-
#4	-	#4	-
#5	-	#5	-
#6	-	#6	-
#7	-	#7	-
#8	-	#8	-
#9	-	#9	-
#10	-	#10	-
#11	-	#11	-
#14		#14	

ABBREVIATIONS

ADD. = Additional
B.O.W. = Bottom of wall
C.B. = Corner Bars
DIAG. = Diagonal
D.O. = Door Opening
DWLS. = Dowels
E.F. = Each Face
E.S. = Each Side
E.W. = Each Way
FTG. = Footing
F.F. = Far Face
HORIZ. = Horizontal
I.F. = Inside Face
INTERS = Intersection
L.W. = long Way
N.F. = Near Face
O.F. = Outside Face
S.W. = Short Way
T&B = Top & Bottom
T.O.W. = Top of Wall
Trans. = Transverse
VERT. = Vertical

BAR MARK SIZE EQUIVALENT

Imperial	Soft Metric
#3	#10
#4	#13
#5	#16
#6	#19
#7	#22
#8	#25
#9	#29
#10	#32
#11	#36

REV NO	DATE	SENT FOR	REV NO	DATE	SENT FOR
0	04.13.22	APPROVAL			

VIRGINIA TECH

LEVEL-4 AREA-B SLAB ON DECK REINFORCEMENT DETAILS

ALEXANDRIA, VIRGINIA

CUSTOMER:-

DESIGNER: A&F ENGINEER

DRAWN BY	DATE	JOB NO	SHEET NO.
GOW/MET	04.13.22	-	R10