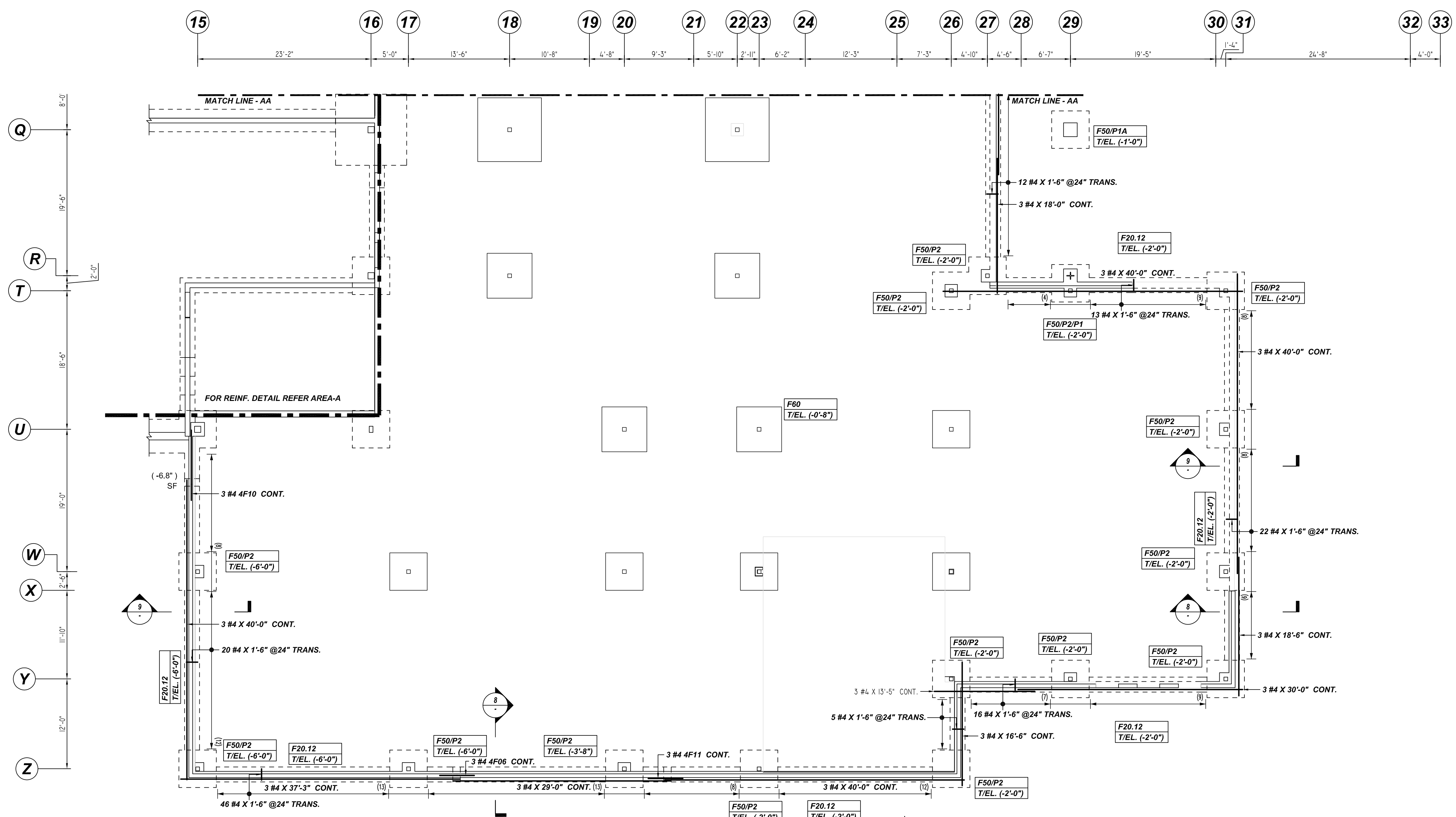
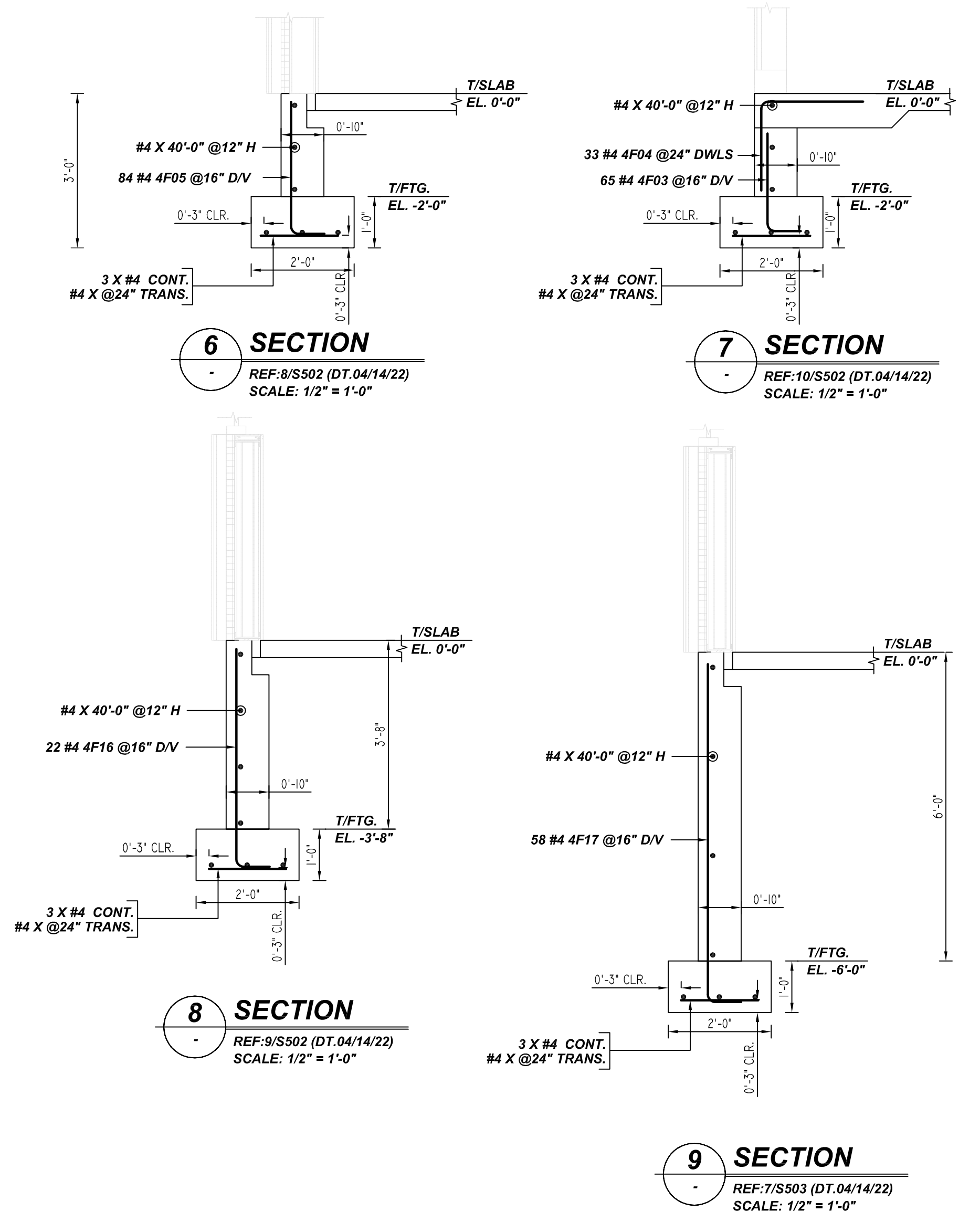


NOTICE
 SHORTAGES, IMPROPER FABRICATION OR CLAIMS FOR ANY OTHER REASON MUST BE REPORTED TO THIS COMPANY WITHIN 10 DAYS FROM ORIGINAL DELIVERY. THIS COMPANY ALSO RESERVES THE RIGHT TO FIELD INSPECT MATERIALS PRIOR TO REPLACEMENT OR RECONDITIONING OF MATERIALS AND WILL NOT BE LIABLE FOR CHARGES FROM WORK DONE IN THE FIELD WITHOUT PRIOR AUTHORIZATION FROM THIS COMPANY.

REINFORCING STEEL PLACING DRAWING ONLY. USE IN CONJUNCTION WITH CONTRACT DRAWINGS & SPECIFICATIONS. ELEVATIONS & DIMENSIONS SHOWN ON DRAWING ARE FOR DETAILING PURPOSES ONLY AND SHOULD NOT BE USED FOR CONSTRUCTION UNLESS VERIFIED BY ENGINEER OR CONTRACTOR.

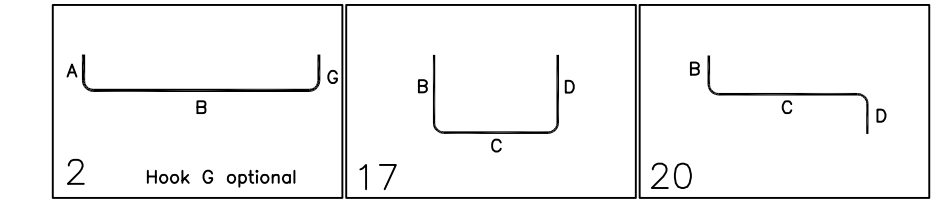


AREA -B WALL FOOTING REINFORCEMENT DETAILS
 REF: S101B&S502 (DT.04/14/22)
 SCALE: 1/8" = 1'-10"



Rebar Number: R12

Bar Mark	Qty	Size	Total Length	Type	X	Y	Z	W	V	U	T	S	R	Q
4F03	65	#4	2'-7"	2	0'-8"	1'-11"								
4F04	33	#4	3'-9"	17	1'-9"	2'-0"								
4F05	84	#4	3'-3"	2	0'-8"	2'-7"								
4F06	3	#4	7'-0"	20	2'-4"	2'-4"	2'-4"							
4F0	3	#4	10'-1"	20	2'-2"	0'-8"	7'-3"							
4F11	3	#4	8'-4"	20	2'-4"	1'-8"	2'-4"							
4F16	22	#4	4'-11"	2	0'-8"	4'-3"								
4F17	58	#4	7'-3"	2	0'-8"	6'-7"								



**ALL BARS IN THIS DRAWING
 ASTM A615 GRADE 60
 BLACK UNCOATED**

TYPICAL REINFORCING BAR CLEARANCE TABLE

LOCATION	MIN. COVER
FOOTING	3" CLR
WALL	MID

REBAR GRADE 60 ASTM A-615

SPLICES USED
 CLASS B 4,000 psi UNO

TOP BARS	OTHER BARS
#3 24"	#3 19"
#4 32"	#4 25"
#5 40"	#5 31"
#6 48"	#6 37"
#7 70"	#7 54"
#8 80"	#8 62"
#9 91"	#9 70"
#10 102"	#10 79"
#11 113"	#11 87"
#14	#14

ABBREVIATIONS
 ADD. = Additional
 B.O.W. = Bottom of wall
 C.B. = Corner Bars
 DIAG. = Diagonal
 D.O. = Door Opening
 DWLS. = Dowels
 E.F. = Each Face
 E.S. = Each Side
 E.W. = Each Way
 FTG. = Footing
 F.F. = Far Face
 HORIZ. = Horizontal
 I.F. = Inside Face
 INTERS. = Intersection
 L.W. = long Way
 N.F. = Near Face
 O.F. = Outside Face
 S.W. = Short Way
 T&B = Top & Bottom
 T.O.W. = Top of Wall
 Trans. = Transverse
 VERT. = Vertical

BAR MARK SIZE EQUIVALENT	
Imperial	Soft Metric
#3	#10
#4	#13
#5	#16
#6	#19
#7	#22
#8	#25
#9	#29
#10	#32
#11	#36

FOOD BANK OF DELAWARE
 AREA -B WALL FOOTING AND WALL REINFORCEMENT DETAILS
 MILFORD, DE 19963

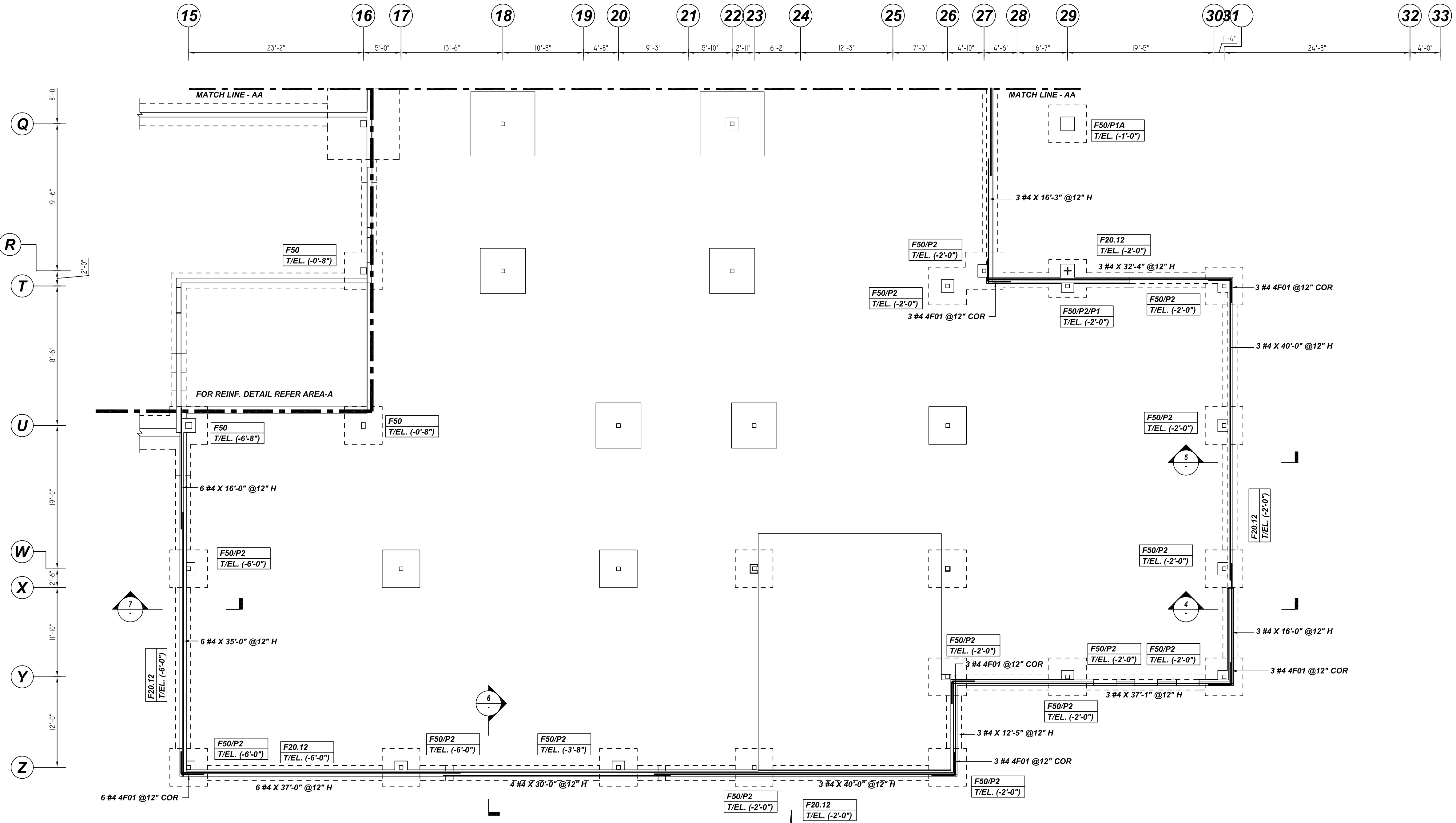
CUSTOMER: -
 DESIGNER: -

REV NO	DATE	SENT FOR	REV NO	DATE	SENT FOR
0	05.23.22	APPROVAL			

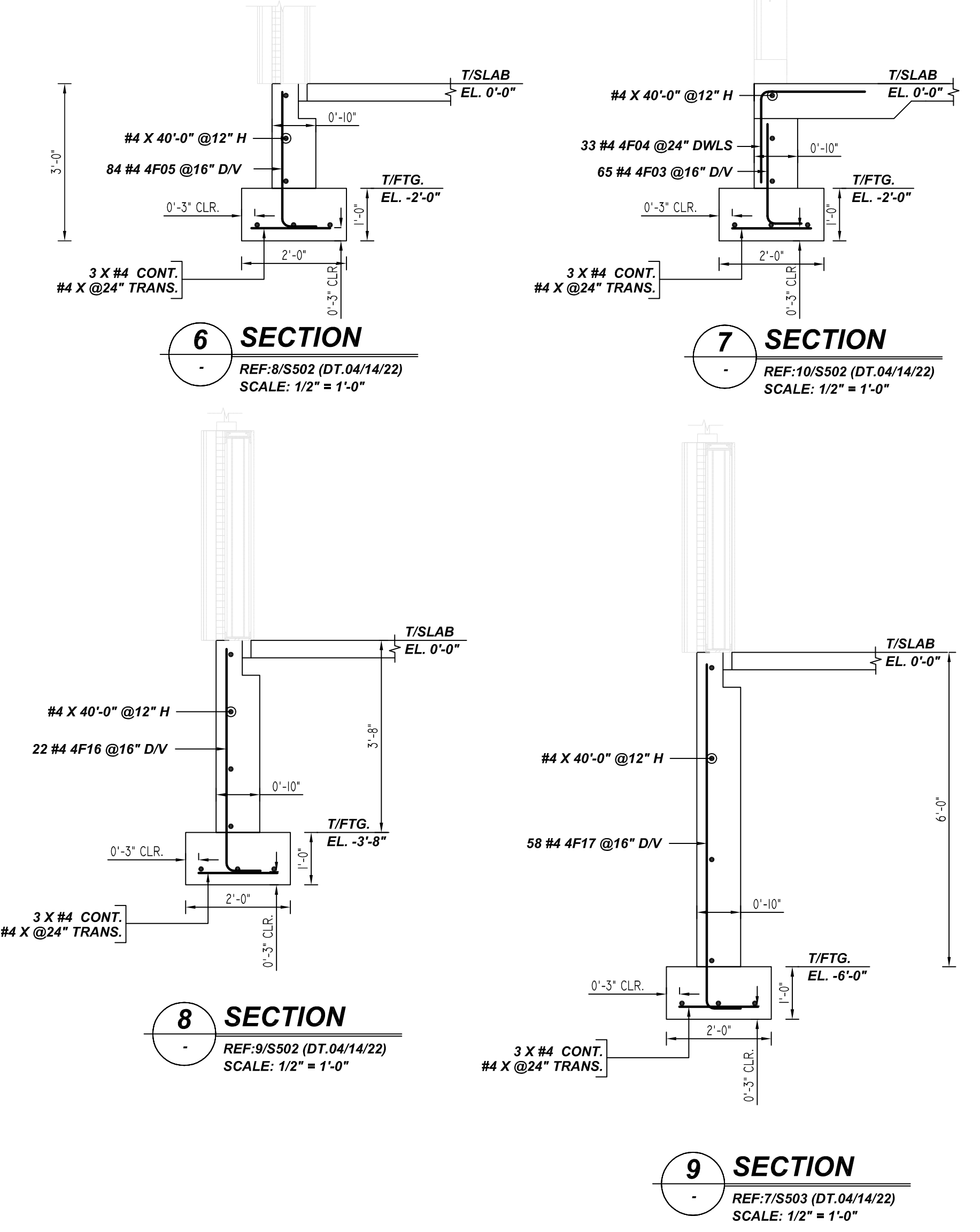
DRAWN BY	DATE	JOB NO	SHEET NO.
RS/SS	05.23.22	-	R12

NOTICE
 SHORTAGES, IMPROPER FABRICATION OR CLAIMS FOR ANY OTHER REASON MUST BE REPORTED TO THIS COMPANY WITHIN 10 DAYS FROM ORIGINAL DELIVERY. THIS COMPANY ALSO RESERVES THE RIGHT TO FIELD INSPECT MATERIALS PRIOR TO REPLACEMENT OR RECONDITIONING OF MATERIALS AND WILL NOT BE LIABLE FOR CHARGES FROM WORK DONE IN THE FIELD WITHOUT PRIOR AUTHORIZATION FROM THIS COMPANY.

REINFORCING STEEL PLACING DRAWING ONLY. USE IN CONJUNCTION WITH CONTRACT DRAWINGS & SPECIFICATIONS. ELEVATIONS & DIMENSIONS SHOWN ON DRAWING ARE FOR DETAILING PURPOSES ONLY AND SHOULD NOT BE USED FOR CONSTRUCTION UNLESS VERIFIED BY ENGINEER OR CONTRACTOR.

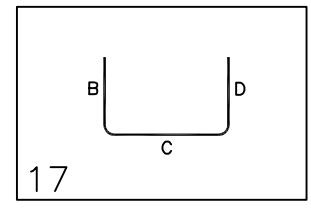


AREA -B WALL REINFORCEMENT DETAILS
 REF: S101B&S502 (DT.04/14/22)
 SCALE: 1/8" = 1'-10"



Release Number: R14

Bar Mark	Qty	Size	Total Length	Type	X'	Y'	Z'	U'	V'	W'	X'	Y'	Z'	U'	V'	W'
4F01	24	#4	6'-0"	17												



**ALL BARS IN THIS DRAWING
 ASTM A615 GRADE 60
 BLACK UNCOATED**

TYPICAL REINFORCING BAR CLEARANCE TABLE

LOCATION	MIN. COVER
FOOTING	3" CLR
WALL	MID

REBAR GRADE 60 ASTM A-615

SPLICES USED		ABBREVIATIONS		BAR MARK SIZE EQUIVALENT	
CLASS B 4,000 psi UNO					
TOP BARS	OTHER BARS			Imperial	Soft Metric
#3 24"	#3 19"	ADD. = Additional		#3	#10
#4 32"	#4 25"	B.O.W. = Bottom of wall		#4	#13
#5 40"	#5 31"	C.B. = Corner Bars		#5	#16
#6 48"	#6 37"	DIAG. = Diagonal		#6	#19
#7 70"	#7 54"	D.O. = Door Opening		#7	#22
#8 80"	#8 62"	D.W.L.S. = Dowels		#8	#25
#9 91"	#9 70"	E.F. = Each Face		#9	#29
#10 102"	#10 79"	E.S. = Each Side		#10	#32
#11 113"	#11 87"	E.W. = Each Way		#11	#36
#14 -	#14 87"	FTG. = Footing			
		F.F. = Far Face			
		HORIZ. = Horizontal			
		I.F. = Inside Face			
		INTERS. = Intersection			
		L.W. = long Way			
		N.F. = Near Face			
		O.F. = Outside Face			
		S.W. = Short Way			
		T&B = Top & Bottom			
		T.O.W. = Top of Wall			
		Trans. = Transverse			
		VERT. = Vertical			

FOOD BANK OF DELAWARE
 AREA -B WALL FOOTING AND WALL REINFORCEMENT DETAILS
MILFORD, DE 19963

CUSTOMER: -
 DESIGNER: -

REV NO	DATE	SENT FOR	REV NO	DATE	SENT FOR
0	05.23.22	APPROVAL			

DRAWN BY	DATE	JOB NO	SHEET NO.
RS/SS	05.23.22	-	R14