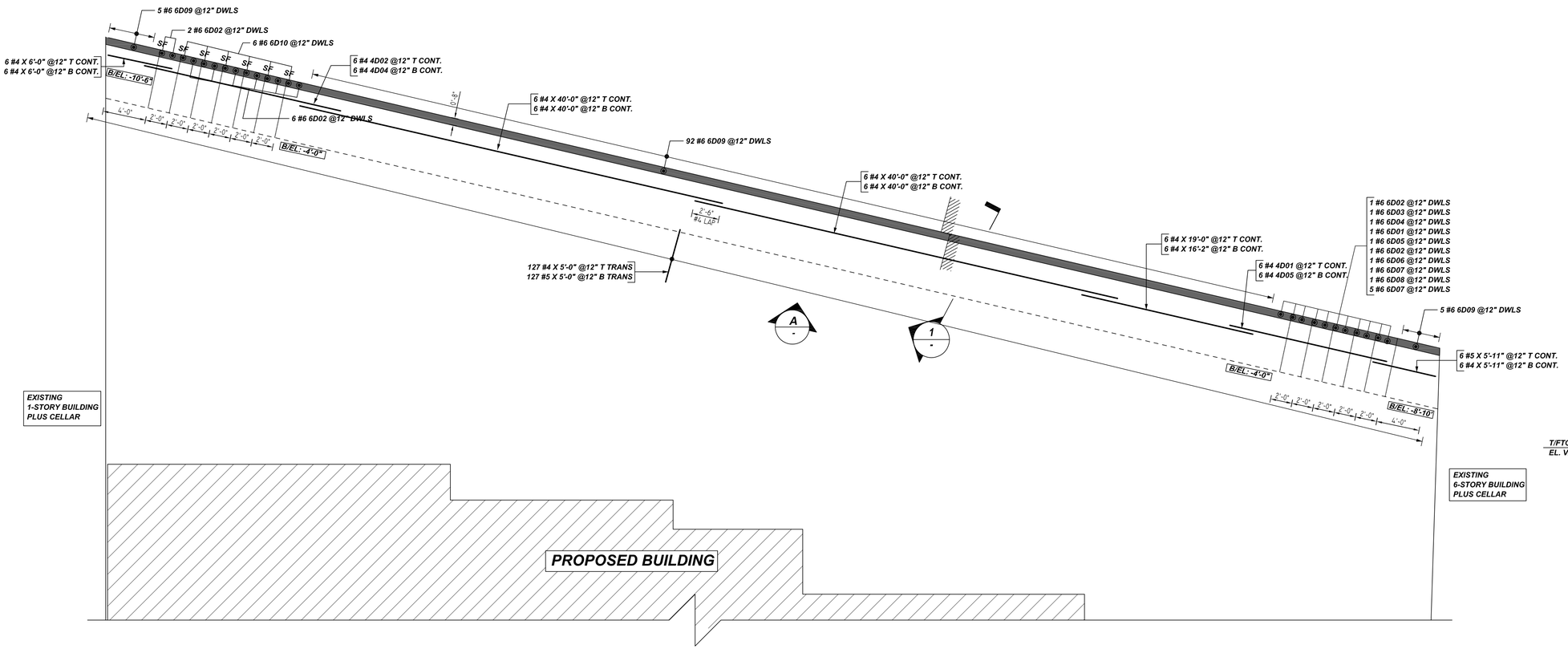

RETAINING WALL REINFORCEMENT DETAILS

REF: FO-100A.00 & FO-300.02
SCALE: 3/16" = 1'-0"

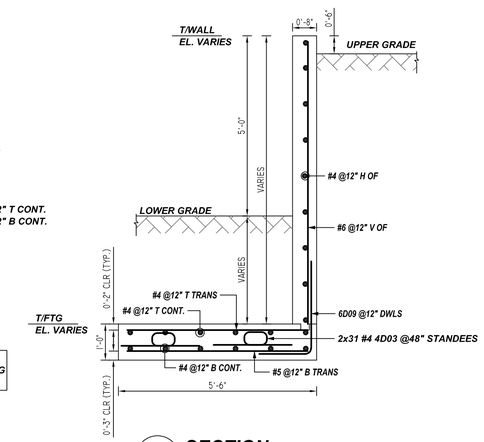

1 SECTION

REF:FO-300.02
SCALE: 1/2" = 1'-0"

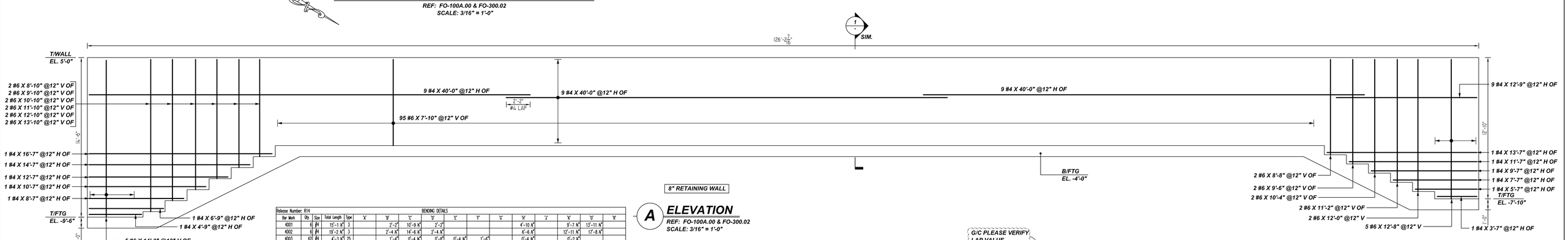

8" RETAINING WALL

A ELEVATION

REF: FO-100A.00 & FO-300.02
SCALE: 3/16" = 1'-0"

Release Number: R14						BENDING DETAILS											
Bar Mark	Qty	Size	Total Length	Type	'A'	'B'	'C'	'D'	'E'	'F'	'G'	'H'	'J'	'K'	'O'	'R'
4001	6	#4	15'-11 K"	3		2'-2"	10'-9 K"	2'-2"				4'-10 K"		9'-7 K"	13'-11 K"	
4002	6	#4	19'-2 K"	3		2'-4 K"	14'-6 K"	2'-4 K"				6'-6 K"		12'-11 K"	17'-8 K"	
4003	62	#4	4'-3 K"	25		1'-4"	0'-4 K"	0'-8"	0'-4 K"	1'-8"		0'-4 K"		0'-2 K"		
4004	6	#4	20'-0 K"	3		2'-9 K"	14'-6 K"	2'-9 K"				6'-6 K"		12'-11 K"	18'-6 K"	
4005	6	#4	15'-11 K"	3		2'-7 K"	10'-9 K"	2'-6 K"				4'-10 K"		9'-7 K"	14'-9 K"	
6001	1	#6	5'-9"	1	1'-0"	4'-9"										
6002	10	#6	5'-11"	2	1'-0"	4'-11"										
6003	1	#6	5'-7"	2	1'-0"	4'-7"										
6004	1	#6	6'-0"	2	1'-0"	5'-0"										
6005	1	#6	6'-3"	2	1'-0"	5'-3"										
6006	1	#6	6'-5"	2	1'-0"	5'-5"										
6007	6	#6	6'-1"	2	1'-0"	5'-1"										
6008	1	#6	6'-7"	2	1'-0"	5'-7"										
6009	102	#6	5'-5"	2	1'-0"	4'-5"										
6010	6	#6	6'-4"	2	1'-0"	5'-4"										

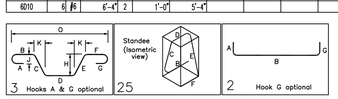

ALL BARS IN THIS DRAWING ASTM A615 GRADE 60 BLACK UNCOATED

TYPICAL REINFORCING BAR CLEARANCE TABLE	
LOCATION	MIN. COVER
WALL SIDE & TOP	2" CLR
FOOTING BOTTOM	3" CLR
FOOTING TOP	2" CLR

FOR APPROVAL

G/C PLEASE VERIFY LAP VALUE

LAP SCHEDULE

4000 PSI (CLASS-B) CASE - 1

	LENGTHS	
BAR#	TOP	OTHERS
#3	1'-6"	1'-4"
#4	2'-2"	1'-8"
#5	3'-4"	2'-7"
#6	4'-9"	3'-8"
#7	6'-5"	4'-11"
#8	8'-6"	6'-6"
#9	10'-9"	8'-3"
#10	13'-7"	10'-6"
#11	16'-8"	12'-10"

GRADE A615/60(UNO)
PREFIX D
BAR LIST NOS.

REV	DESCRIPTION	ISSUED DATE	ISSUED FOR
0	IFA	10/26/2022	APPROVAL

STRUCTURE RETAINING WALL REINFORCEMENT DETAILS
FLOOR FOUNDATION
JOB NO –
CUSTOMER LEGACY CONTRACTORS NYC
JOB 92-54 QUEENS BOULEVARD
LOCATION QUEENS, NY, 11374

DRAWN	DATE	CONTROL CODE	DWG. NO.
MRS	10/26/2022	–	R14